

Red meat export trends in selected markets up to April 2024



List of tables

Summary tables	April 2024 export summary Highlights for April 2024 exports Top 10 overall red meat and co-product markets by value, month of April 2024 Overview of changes in sheepmeat and beef export volumes from previous months Top 10 overall sheepmeat markets by volume and value, month of April 2024 Top 10 chilled and frozen sheepmeat markets by volume, month of April 2024 Top 10 chilled and frozen sheepmeat markets by value, month of April 2024 Top 10 overall beef markets by volume and value, month of April 2024 Top 10 chilled and frozen beef markets by volume, month of April 2024 Top 10 chilled and frozen beef markets by value, month of April 2024 Co-products exports by value, and top 10 markets, month of April 2024 Average FOB value for sheepmeat and beef, April 2019 - April 2024 China. Historical summary, January 1998 - April 2024
Sheepmeat	Sheepmeat exports to selected markets, by volume and value, April 2019 - April 2024 Overall monthly sheepmeat exports by volume, January 2018 - April 2024 Overall monthly sheepmeat exports by value, January 2018 - April 2024 China. Monthly sheepmeat exports by volume, January 2018 - April 2024 China. Monthly sheepmeat exports by value, January 2018 - April 2024 UK. Monthly sheepmeat exports by volume, January 2018 - April 2024 UK. Monthly sheepmeat exports by value, January 2018 - April 2024 EU (excluding UK). Monthly sheepmeat exports by volume, January 2018 - April 2024 EU (excluding UK). Monthly sheepmeat exports by value, January 2018 - April 2024 USA. Monthly sheepmeat exports by volume, January 2018 - April 2024 USA. Monthly sheepmeat exports by value, January 2018 - April 2024 Chilled lamb exports to the UK and EU by volume, January 2018 - April 2024
Beef	Beef exports to selected markets, by volume, April 2019 - April 2024 Overall monthly beef exports by volume, January 2018 - April 2024 Overall monthly beef exports by value, January 2018 - April 2024 United States. Monthly beef exports by volume, January 2018 - April 2024 United States. Monthly beef exports by value, January 2018 - April 2024 China. Monthly beef exports by volume, January 2018 - April 2024 China. Monthly beef exports by value, January 2018 - April 2024 Japan. Monthly beef exports by volume, January 2018 - April 2024 Japan. Monthly beef exports by value, January 2018 - April 2024 Korea. Monthly beef exports by volume, January 2018 - April 2024 Korea. Monthly beef exports by value, January 2018 - April 2024 Taiwan. Monthly beef exports by volume, January 2018 - April 2024 Taiwan. Monthly beef exports by value, January 2018 - April 2024 Indonesia. Monthly beef exports by volume, January 2018 - April 2024 Indonesia. Monthly beef exports by value, January 2018 - April 2024

Compiled by MIA from Statistics New Zealand overseas merchandise trade data
Statistics New Zealand data is provisional for the three most recently released months

Notes

Volume.	Shipped weight
Value.	Free on Board (FOB) - the current market value of goods in the country of origin, including all costs necessary to get them on board the ship.

Summary of red meat and co-product exports, April 2024		Change from April 2023
Overall exports	\$922 million	-4%
Top five overall markets	United States - \$261 million	19%
	China - \$231 million	-37%
	United Kingdom - \$53 million	57%
	Japan - \$52 million	92%
	Netherlands - \$34 million	-26%
Sheepmeat exports	37,057 tonnes	-2%
	\$345 million	-10%
Beef exports	45,174 tonnes	2%
	\$403 million	2%
Fifth quarter exports	\$174 million	-1%

Overview of April 2024 exports

April largely saw a continuation of the recent monthly trends, with weak Chinese demand being offset by strong demand in North America and encouraging signs of recovery for sheepmeat into the UK and for beef into Japan.

Overall exports

- * Total exports were worth \$922 million for the month, down 4% from last April.
- * The biggest decline was to China, where exports were down 37% to \$231 million.
- * On the other hand, exports to the US were up by 19% to \$261 million, which meant that the US overtook China as the largest market for the month.
- * The last month that China wasn't largest export market was in Feb 2020, when there was a significant drop in exports to China at the start of the Covid pandemic.
- * Both the UK and Japan continued to recover from the low exports early last year, with the UK up 57% to 53 million and Japan up 92% to \$52 million.
- * There was also a large increase in exports to Canada, up 105% from last April to \$32 million. Parts of Canada have experienced similar drought conditions as the US, resulting in herd and flock reduction and a subsequent increase in red meat imports this year.
- * Of the other top 10 markets, there was a reduction in the value of exports to the key European markets of the Netherlands, Germany and Belgium. This was largely due to a drop in the value of sheepmeat exports from very high levels last April.

Sheepmeat

- * Compared to last April the volume of overall sheepmeat exports was down 2% to 37,057 and the value down 10% to \$345 million.
- * The largest drop was in exports to China, with the volume down 27% to 16,081 tonnes and the value down 44% to \$88 million.
- * With the recover in exports to the UK (up 62% to \$43 million) and strong exports to the US (up 38% to \$57 million), China only accounted for 26% of sheepmeat exports by value for the month, compared to 40% last April.
- * As noted above, there was a drop in the value of sheepmeat exports to the key European markets of the Netherlands, Germany and Belgium. Overall sheepmeat exports to the EU were worth \$89 million in April, down from \$104 million last April. However, exports this April to the EU were still the 2nd highest they have been in April since 2018.

Beef

- * Compared to last April, beef exports were relatively steady with both the volume and value up 2% to 45,174 tonnes and \$403 million.
- * The US was the largest market for the month, with the volume of exports up 5% to 17,678 tonnes and the value up 15% to \$176 million.
- * Exports to China were down 21% by volume to 14,347 tonnes and 34% by value to \$98 million. While New Zealand exports were down in April, China's beef imports for the month were up 23% compared to last April. This appears to be largely driven by increased supply out of South America rather than an increase in demand.
- * There was a significant increase in exports to Japan compared to last April, up 170% by volume to 3,833 tonnes and 161% by value to \$36 million. Japan has seen a significant growth in tourist numbers this year, and recorded a record 3.1 million foreign visitors in March. This is likely to be helping the recovery in demand for imports, particularly into the foodservice sector.
- * As noted above, like the US, Canada as seen drought-driven herd reduction and a subsequent increase in imports recently. In April, exports were up 239% by volume to 2,045 tonnes and 235% by value to \$19 million.

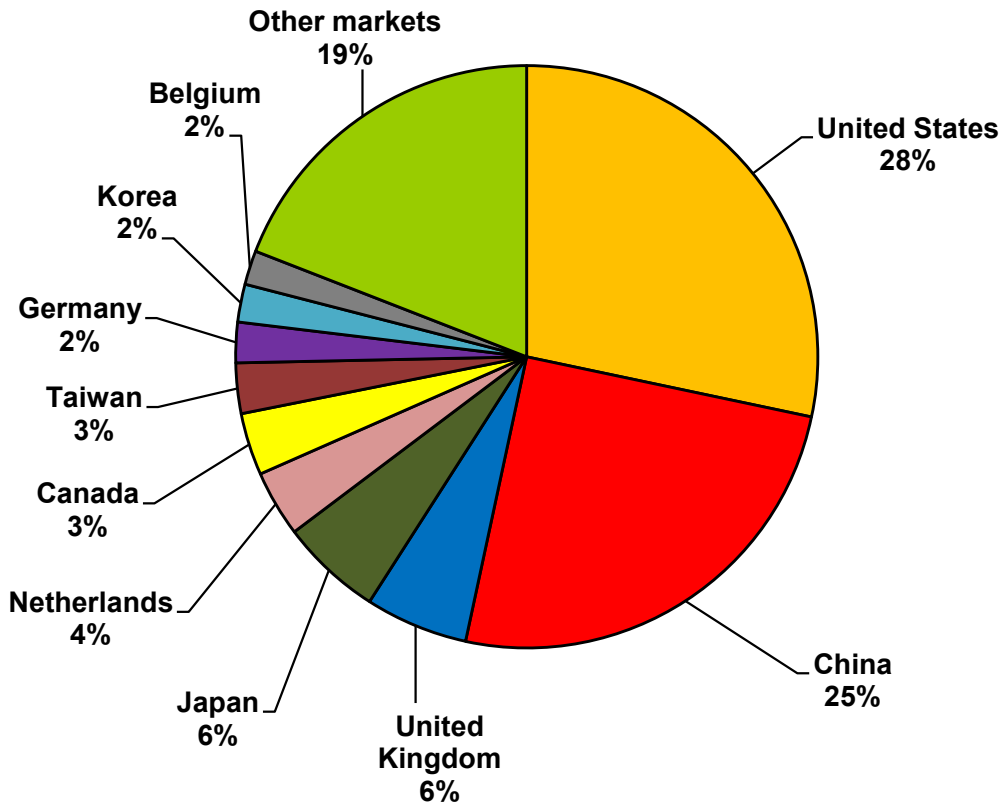
Fifth quarter

- * Fifth quarter exports were down slightly by 1% from last April to \$174 million.
- * The performance of individual categories was mixed, but there was a significant increase in exports of tallow to Singapore during the month which saw overall tallow exports increase by 86% to \$23 million.

Top 10 overall red meat and fifth quarter markets by value, April 2024

	Country	Value (NZ\$m)	% of total	Change from same month previous year
1	United States	261.1	28%	19%
2	China	231.0	25%	-37%
3	United Kingdom	52.7	6%	57%
4	Japan	51.9	6%	92%
5	Netherlands	33.9	4%	-26%
6	Canada	31.9	3%	105%
7	Taiwan	25.9	3%	-10%
8	Germany	20.7	2%	-32%
9	Korea	19.4	2%	-18%
10	Belgium	17.5	2%	-10%
	Other markets	176.0	19%	
	Total	922.0		-4%

Source: Compiled by MIA from Statistics New Zealand overseas merchandise trade data



Overview of the changes in the volume of sheepmeat and beef exports from previous months

Sheepmeat exports (tonnes)		Jan-24	Feb-24	Mar-24	Apr-24	Change from Jan- from Feb-	Change from Feb- from Mar-	Change from Mar- from Apr-
1	China	18,214	18,375	19,488	16,081	1%	6%	-17%
2	United Kingdom	3,444	3,234	4,285	4,796	-6%	32%	12%
3	United States	2,228	4,109	3,599	3,062	84%	-12%	-15%
4	Netherlands	1,819	2,101	2,383	1,646	16%	13%	-31%
5	Saudi Arabia	1,032	1,054	1,293	1,130	2%	23%	-13%
6	Jordan	509	807	880	1,062	58%	9%	21%
7	Germany	1,125	1,031	1,055	1,052	-8%	2%	0%
8	Canada	896	1,950	1,323	1,033	118%	-32%	-22%
9	Taiwan	540	1,219	1,251	865	126%	3%	-31%
10	Belgium	828	705	1,025	858	-15%	45%	-16%
11	France	926	801	824	842	14%	3%	2%
12	Malaysia	551	936	1,009	801	70%	8%	-21%
13	Sweden	488	312	243	502	-36%	-22%	107%
14	Japan	316	766	737	497	142%	-4%	-33%
15	Fiji	276	372	335	346	35%	-10%	3%
16	Greece	285	412	493	236	45%	20%	-52%
17	Spain	50	68	231	214	36%	239%	-7%
18	Ireland	172	197	130	181	15%	-34%	39%
19	Mexico	25	67	256	143	170%	284%	-44%
20	Barbados	47	25	118	132	-47%	371%	12%
	Other Markets	1,340	1,870	2,048	1,578	40%	10%	-23%
	Total	35,110	40,411	43,005	37,057	15%	6%	-14%

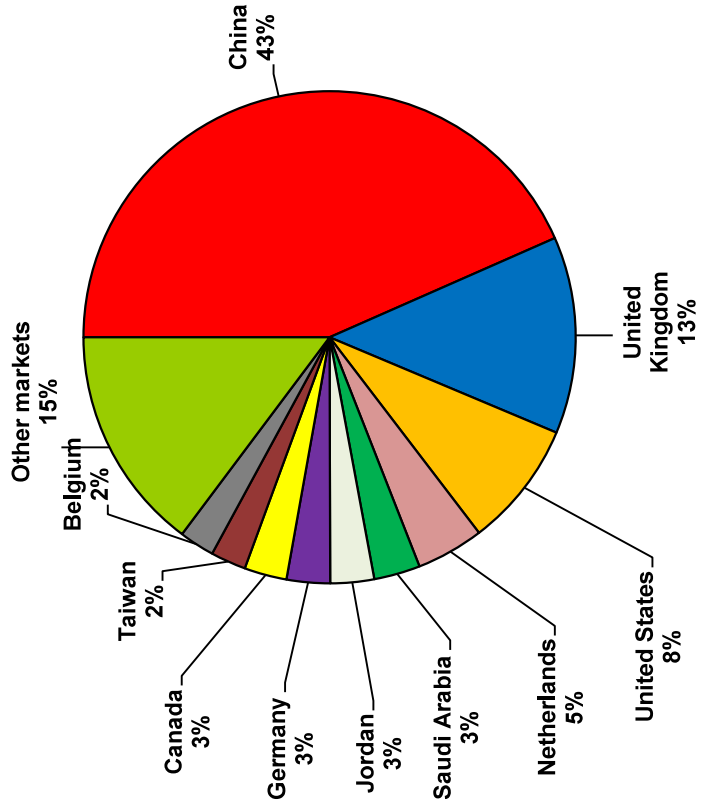
Beef exports (tonnes)		Jan-24	Feb-24	Mar-24	Apr-24	Change from Jan- from Feb-	Change from Feb- from Mar-	Change from Mar- from Apr-
1	United States	13,460	18,507	15,347	17,678	37%	-17%	15%
2	China	14,400	17,766	16,942	14,347	23%	-5%	-15%
3	Japan	2,125	2,761	3,258	3,833	30%	18%	18%
4	Canada	1,601	1,642	1,471	2,045	3%	-10%	39%
5	Taiwan	1,074	1,474	1,358	1,577	37%	-8%	16%
6	Korea	832	1,280	1,370	1,280	54%	7%	-7%
7	Philippines	563	975	1,192	986	73%	22%	-17%
8	United Kingdom	180	385	324	410	113%	-16%	26%
9	Indonesia	0	0	617	397	NA	NA	-36%
10	Thailand	274	246	462	346	-10%	88%	-25%
11	Malaysia	104	263	274	281	153%	4%	3%
12	French Polynesia	117	219	176	252	87%	-20%	44%
13	UAE	183	201	188	238	9%	-6%	26%
14	Singapore	79	114	180	163	45%	57%	-10%
15	Netherlands	313	331	316	162	6%	-5%	-49%
16	Hong Kong	92	97	145	107	5%	49%	-26%
17	Australia	108	33	119	87	-69%	261%	-27%
18	Oman	89	57	74	85	-36%	30%	14%
19	New Caledonia	47	112	116	76	138%	3%	-35%
20	Viet Nam	62	28	155	72	-56%	462%	-54%
	Other Markets	816	666	801	755	-18%	20%	-6%
	Total	36,520	47,157	44,884	45,174	29%	-5%	1%

Source: Compiled by MIA from Statistics New Zealand overseas merchandise trade data

Top 10 sheepmeat markets by volume, month of April 2024

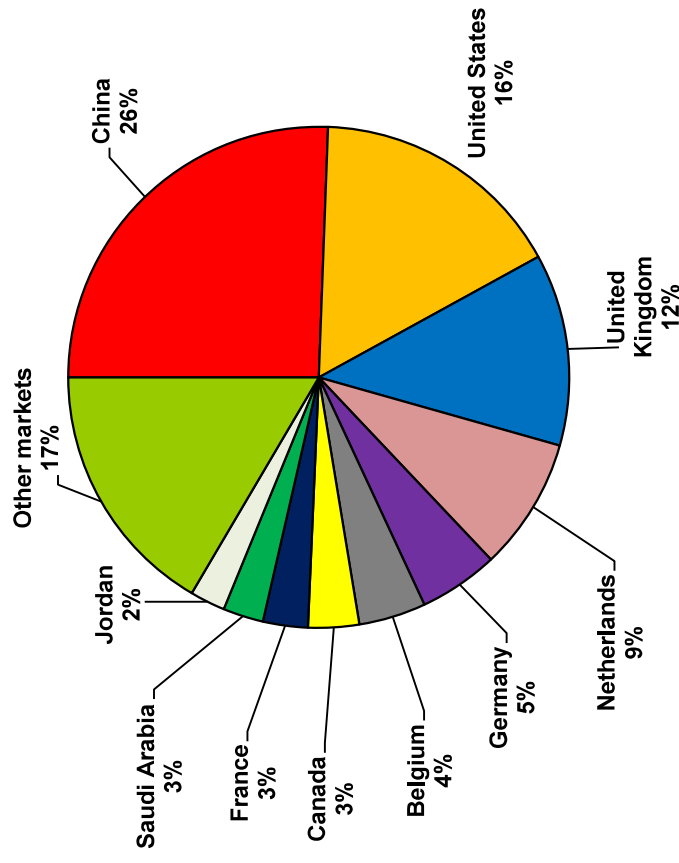
Country	Volume (tonnes)	% of total	Change from same month previous year
1 China	16,081	43%	-27%
2 United Kingdom	4,796	13%	76%
3 United States	3,062	8%	54%
4 Netherlands	1,646	4%	-25%
5 Saudi Arabia	1,130	3%	8%
6 Jordan	1,062	3%	167%
7 Germany	1,052	3%	-24%
8 Canada	1,033	3%	65%
9 Taiwan	865	2%	-6%
10 Belgium	858	2%	-1%
Other markets	5,471	15%	
Total	37,057		-2%

Source: Compiled by MIA from Statistics New Zealand overseas merchandise trade data



Top 10 sheepmeat markets by value, month of April 2024

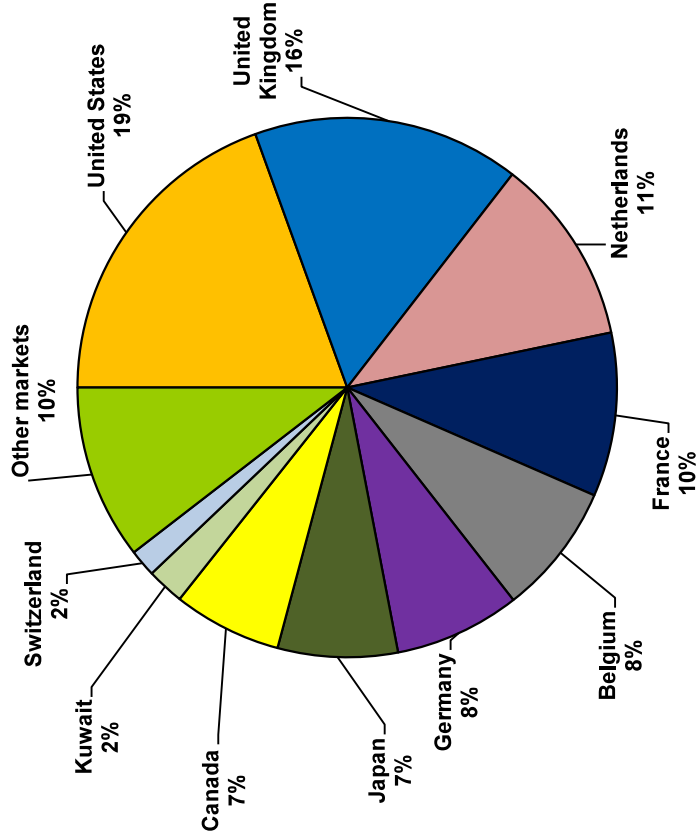
Country	Value (NZ\$m)	% of total	Change from same month previous year
1 China	88.4	26%	-44%
2 United States	56.7	16%	38%
3 United Kingdom	42.8	12%	62%
4 Netherlands	29.5	9%	-26%
5 Germany	17.7	5%	-34%
6 Belgium	15.0	4%	-7%
7 Canada	11.3	3%	43%
8 France	10.0	3%	-18%
9 Saudi Arabia	9.0	3%	14%
10 Jordan	7.8	2%	137%
Other markets	57.1	17%	
Total	345.4		-10%



Top 10 chilled sheepmeat markets by volume, month of April 2024

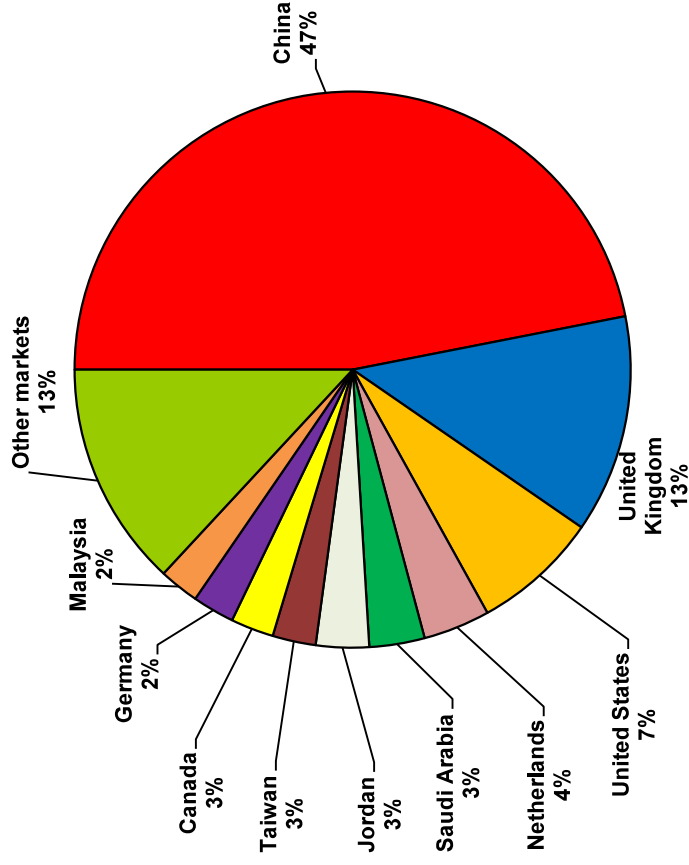
	Country	Volume (tonnes)	% of total	Change from same month previous year
1	United States	551	19%	5%
2	United Kingdom	453	16%	10%
3	Netherlands	318	11%	-2%
4	France	277	10%	-10%
5	Belgium	223	8%	-7%
6	Germany	213	8%	15%
7	Japan	203	7%	-6%
8	Canada	184	7%	7%
9	Kuwait	64	2%	87%
10	Switzerland	46	2%	4%
	Other markets	296	10%	
	Total	2,827		4%

Source: Compiled by MIA from Statistics New Zealand overseas merchandise trade data



Top 10 frozen sheepmeat markets by volume, month of April 2024

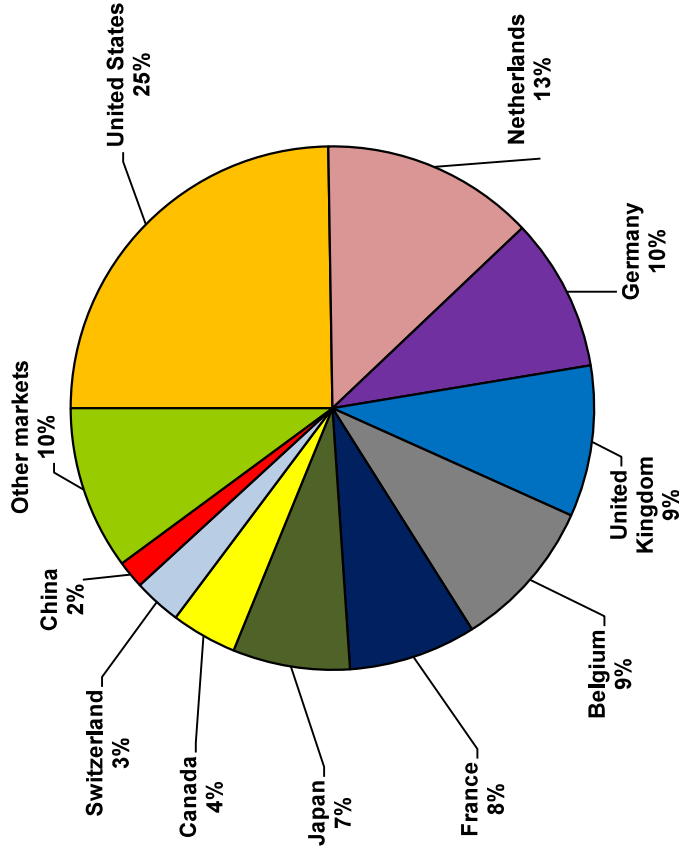
	Country	Volume (tonnes)	% of total	Change from same month previous year
1	China	16,060	47%	-27%
2	United Kingdom	4,344	13%	88%
3	United States	2,511	7%	71%
4	Netherlands	1,329	4%	-29%
5	Saudi Arabia	1,102	3%	5%
6	Jordan	1,059	3%	195%
7	Taiwan	861	3%	-6%
8	Canada	849	2%	87%
9	Germany	839	2%	-30%
10	Malaysia	796	2%	83%
	Other markets	4,481	13%	
	Total	34,230		-2%



Top 10 chilled sheepmeat markets by value, month of April 2024

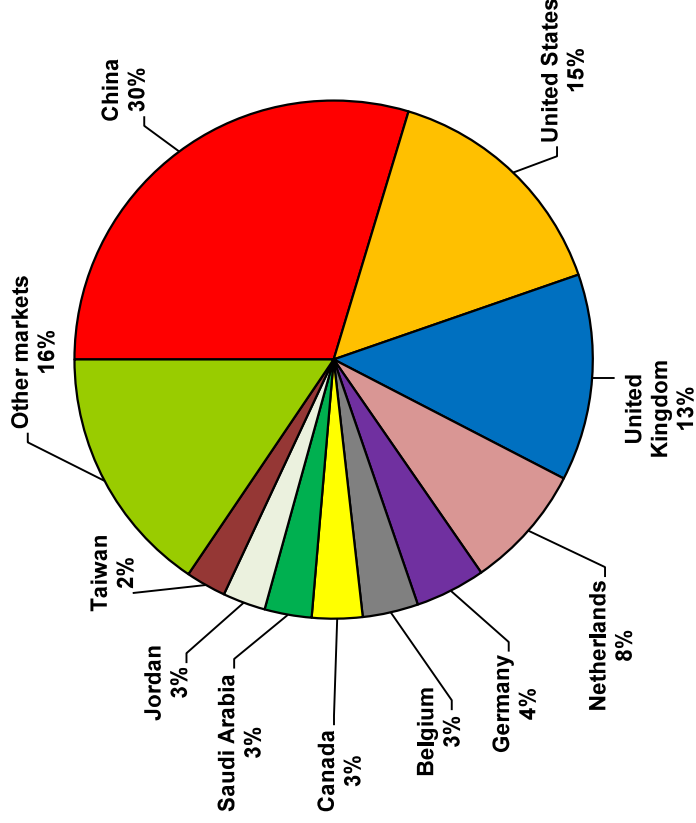
Country	Value (NZ\$m)	% of total	Change from same month previous year	
			% of total	Change from same month previous year
1 United States	12.5	25%	3%	3%
2 Netherlands	6.7	13%	-10%	2%
3 Germany	4.8	9%	7%	7%
4 United Kingdom	4.7	9%	-18%	-11%
5 Belgium	4.0	8%	-20%	-2%
6 France	3.7	7%	11%	9%
7 Japan	2.1	4%	3%	10%
8 Canada	1.5	3%	2%	-2%
9 Switzerland	0.9	2%	10%	-2%
10 China	5.1	10%		
Total	50.6			

Source: Compiled by MIA from Statistics New Zealand overseas merchandise trade data



Top 10 frozen sheepmeat markets by value, month of April 2024

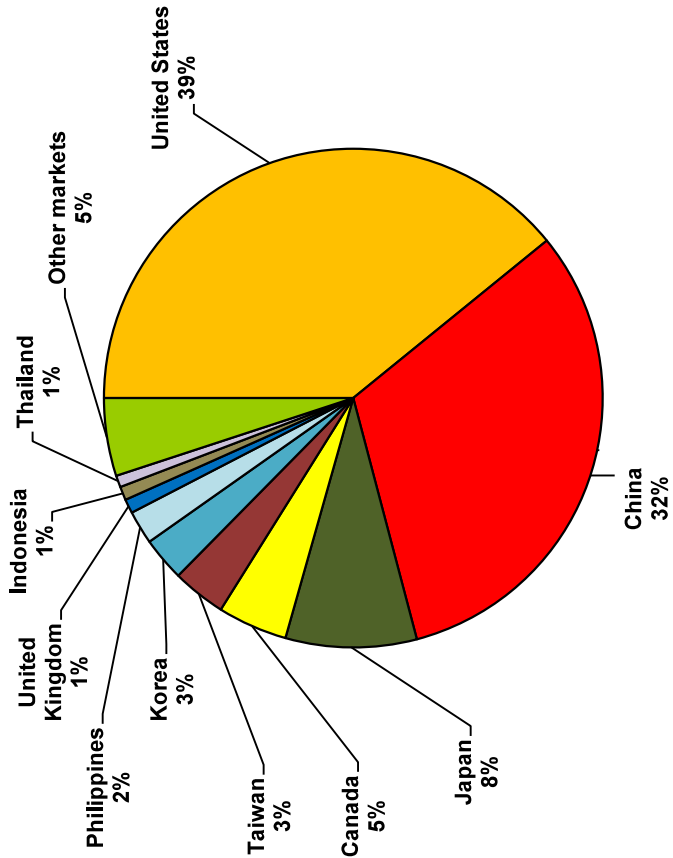
Country	Value (NZ\$m)	% of total	Change from same month previous year	
			% of total	Change from same month previous year
1 China	87.5	30%	-44%	52%
2 United States	44.2	15%	74%	-30%
3 United Kingdom	38.0	13%	-41%	-1%
4 Netherlands	22.9	8%	3%	60%
5 Germany	12.9	4%	3%	10%
6 Belgium	10.3	3%	3%	170%
7 Canada	9.3	3%	3%	-27%
8 Saudi Arabia	8.7	3%	3%	
9 Jordan	7.8	3%	3%	
10 Taiwan	7.4	3%	3%	
Other markets	45.8	16%		
Total	294.8			



Top 10 beef markets by volume, month of April 2024

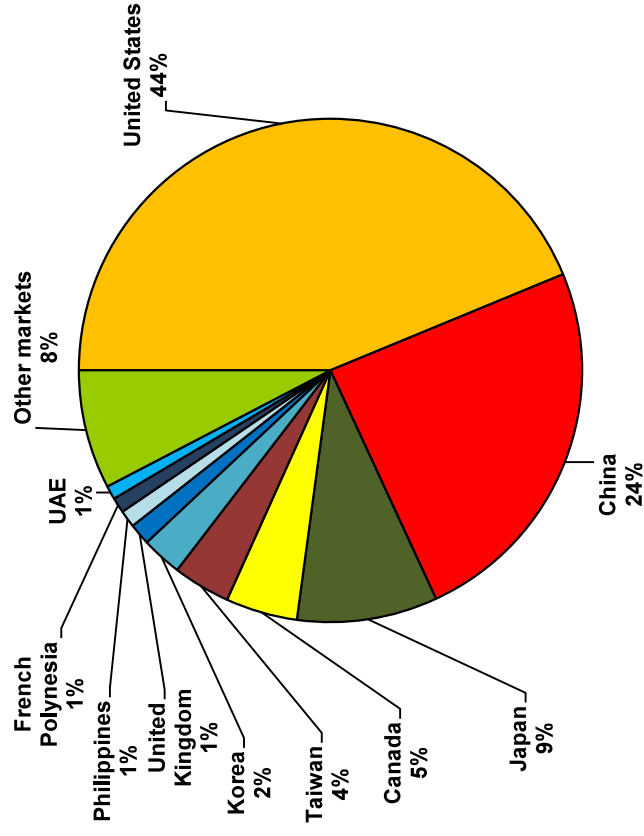
	Country	Volume (tonnes)	% of total	Change from same month previous year
1	United States	17,678	39%	5%
2	China	14,347	32%	-21%
3	Japan	3,833	8%	170%
4	Canada	2,045	5%	239%
5	Taiwan	1,577	3%	10%
6	Korea	1,280	3%	-28%
7	Philippines	986	2%	240%
8	United Kingdom	410	1%	307%
9	Indonesia	397	1%	-33%
10	Thailand	346	1%	92%
	Other markets	2,276	5%	
	Total	45,174		2%

Source: Compiled by MIA from Statistics New Zealand overseas merchandise trade data



Top 10 beef markets by value, month of April 2024

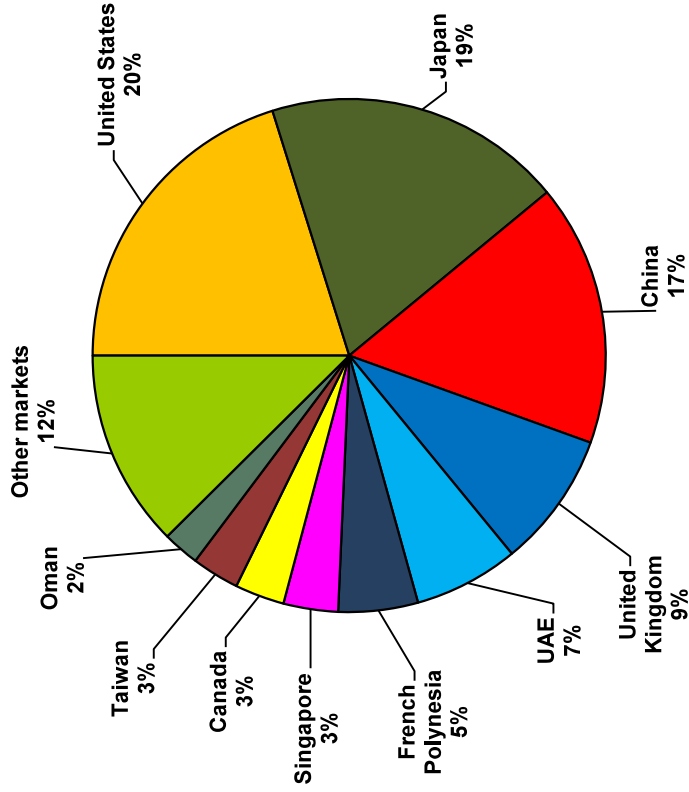
	Country	Value (NZ\$m)	% of total	Change from same month previous year
1	United States	176.2	44%	15%
2	China	97.9	24%	-34%
3	Japan	36.3	9%	161%
4	Canada	18.6	5%	235%
5	Taiwan	14.8	4%	-6%
6	Korea	10.5	3%	-23%
7	United Kingdom	5.5	1%	411%
8	Philippines	4.5	1%	167%
9	French Polynesia	3.9	1%	-15%
10	UAE	3.5	1%	22%
	Other markets	30.7	8%	
	Total	402.5		2%



Top 10 chilled beef markets by volume, month of April 2024

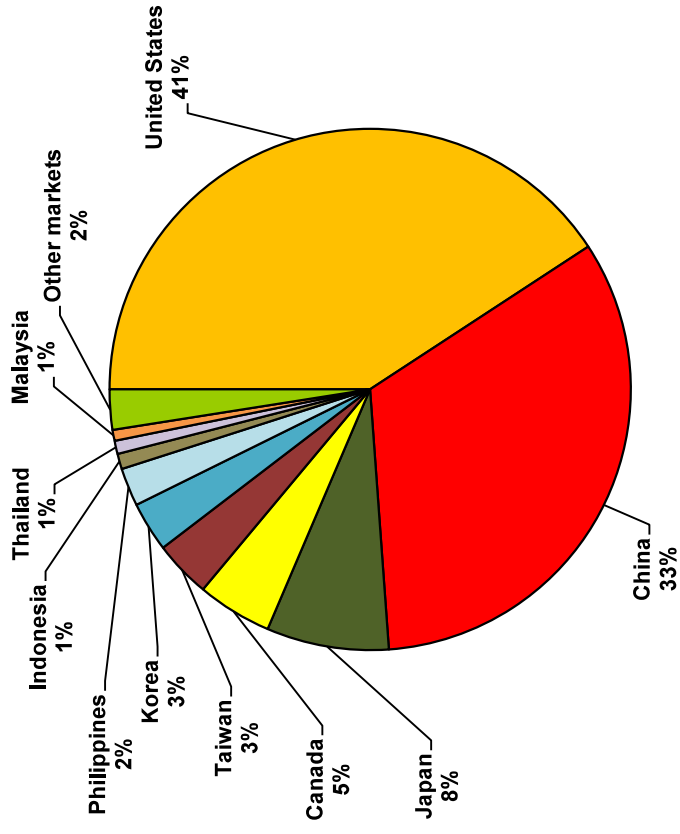
	Country	Volume (tonnes)	% of total	Change from same month previous year
1	United States	724	20%	29%
2	Japan	678	19%	116%
3	China	592	16%	-45%
4	United Kingdom	307	9%	860%
5	UAE	238	7%	30%
6	French Polynesia	180	5%	-7%
7	Singapore	123	3%	26%
8	Canada	112	3%	5%
9	Taiwan	108	3%	41%
10	Oman	83	2%	66%
	Other markets	448	12%	
	Total	3,592		14%

Source: Compiled by MIA from Statistics New Zealand overseas merchandise trade data



Top 10 frozen beef markets by volume, month of April 2024

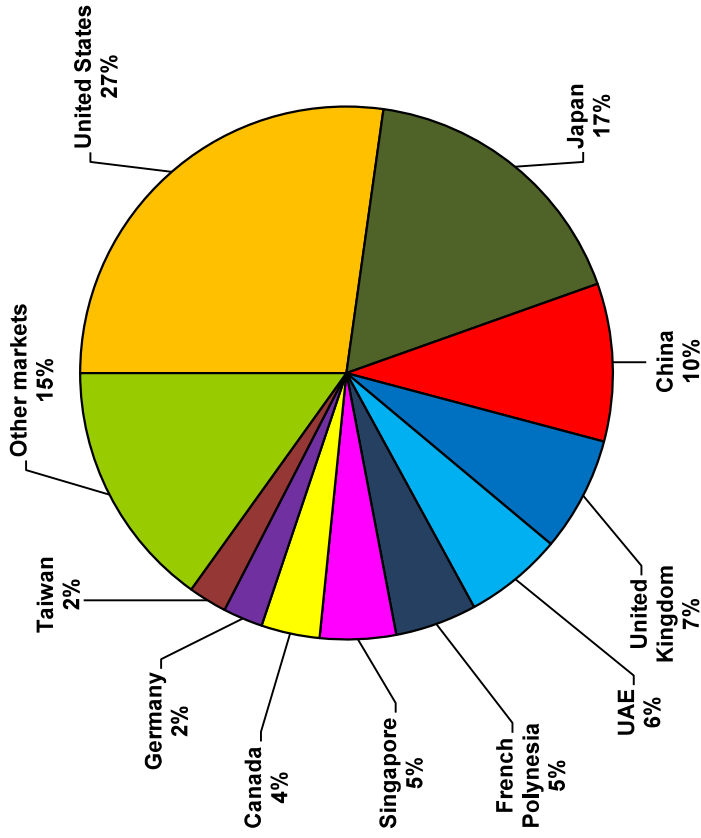
	Country	Volume (tonnes)	% of total	Change from same month previous year
1	United States	16,953	41%	5%
2	China	13,755	33%	-19%
3	Japan	3,156	8%	185%
4	Canada	1,933	5%	289%
5	Taiwan	1,469	4%	8%
6	Korea	1,280	3%	-27%
7	Philippines	986	2%	240%
8	Indonesia	397	1%	-33%
9	Thailand	343	1%	90%
10	Malaysia	281	1%	-39%
	Other markets	1,031	2%	
	Total	41,583		1%



Top 10 chilled beef markets by value, month of April 2024

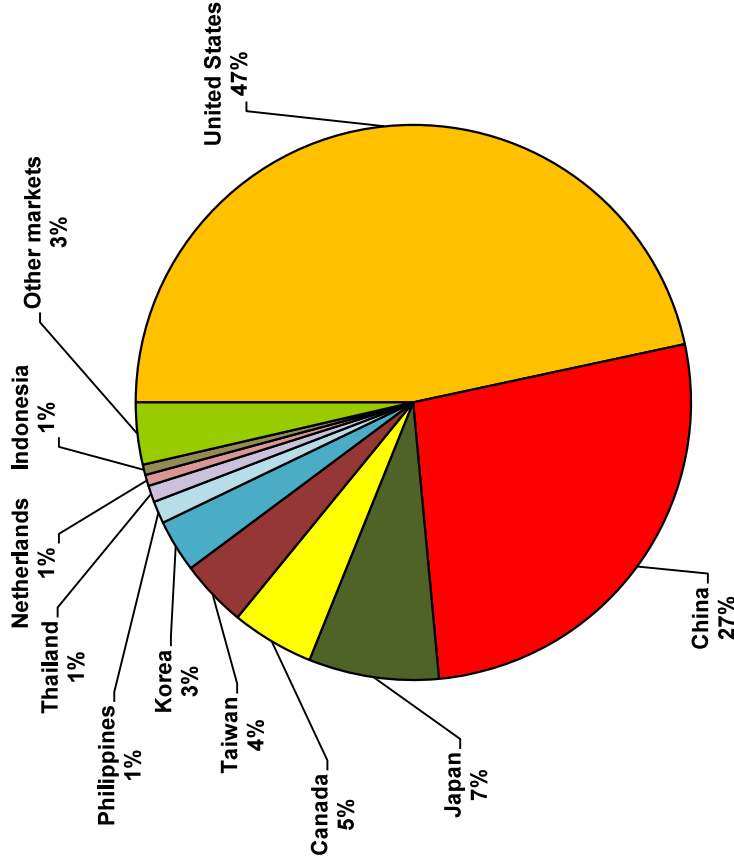
Country	Value (NZ\$m)	% of total	Change from same month previous year
1 United States	16.1	27%	38%
2 Japan	10.3	17%	126%
3 China	5.7	10%	-53%
4 United Kingdom	4.1	7%	842%
5 UAE	3.5	6%	22%
6 French Polynesia	2.9	5%	-8%
7 Singapore	2.7	5%	31%
8 Canada	2.1	4%	19%
9 Germany	1.4	2%	-7%
10 Taiwan	1.4	2%	-23%
Other markets	9.0	15%	
Total	59.3		19%

Source: Compiled by MIA from Statistics New Zealand overseas merchandise trade data



Top 10 frozen beef markets by value, month of April 2024

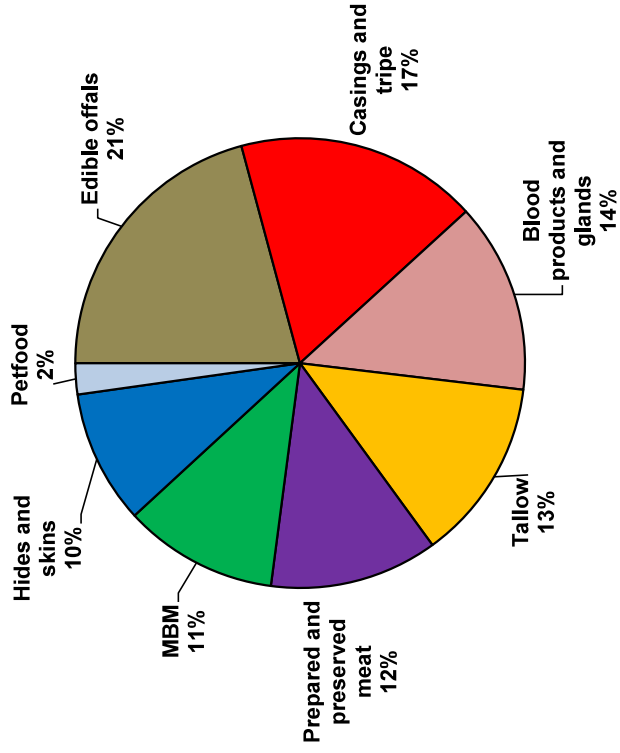
Country	Value (NZ\$m)	% of total	Change from same month previous year
1 United States	160.1	47%	13%
2 China	92.3	27%	-32%
3 Japan	26.0	8%	178%
4 Canada	16.5	5%	334%
5 Taiwan	13.4	4%	-4%
6 Korea	10.5	3%	-23%
7 Philippines	4.5	1%	167%
8 Thailand	3.3	1%	70%
9 Netherlands	2.2	1%	-43%
10 Indonesia	2.1	1%	-12%
Other markets	12.4	4%	
Total	343.2		-1%



Fifth quarter exports by value, month of April 2024

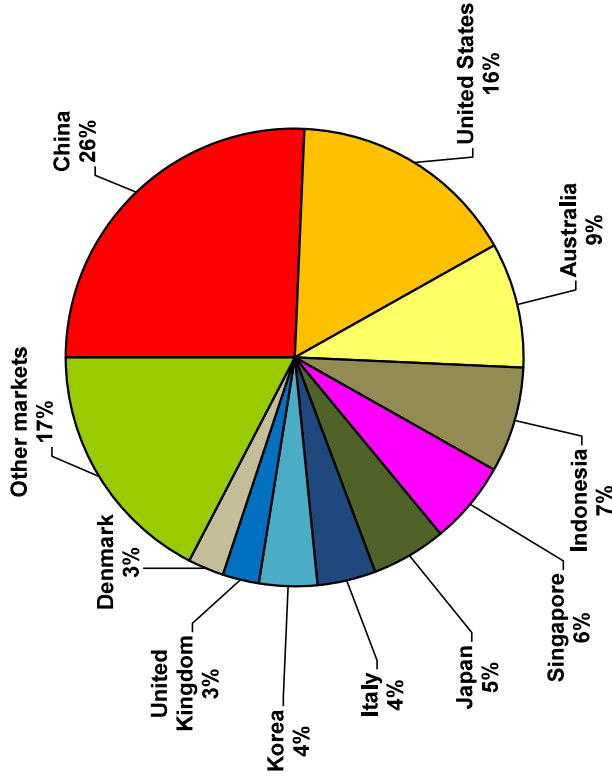
Product	Value (NZ\$m)	% of total	Change from same month previous year
1 Edible offals	36.2	21%	8%
2 Casings and tripe	30.3	17%	-12%
3 Blood products and glands	23.8	14%	12%
4 Tallow	22.8	13%	86%
5 Prepared and preserved meat	21.0	12%	-6%
6 MBM	19.3	11%	19%
7 Hides and skins	16.7	10%	-9%
8 Petfood	3.9	2%	-72%
Total	174.0		-1%

Source: Compiled by MIA from Statistics New Zealand overseas merchandise trade data

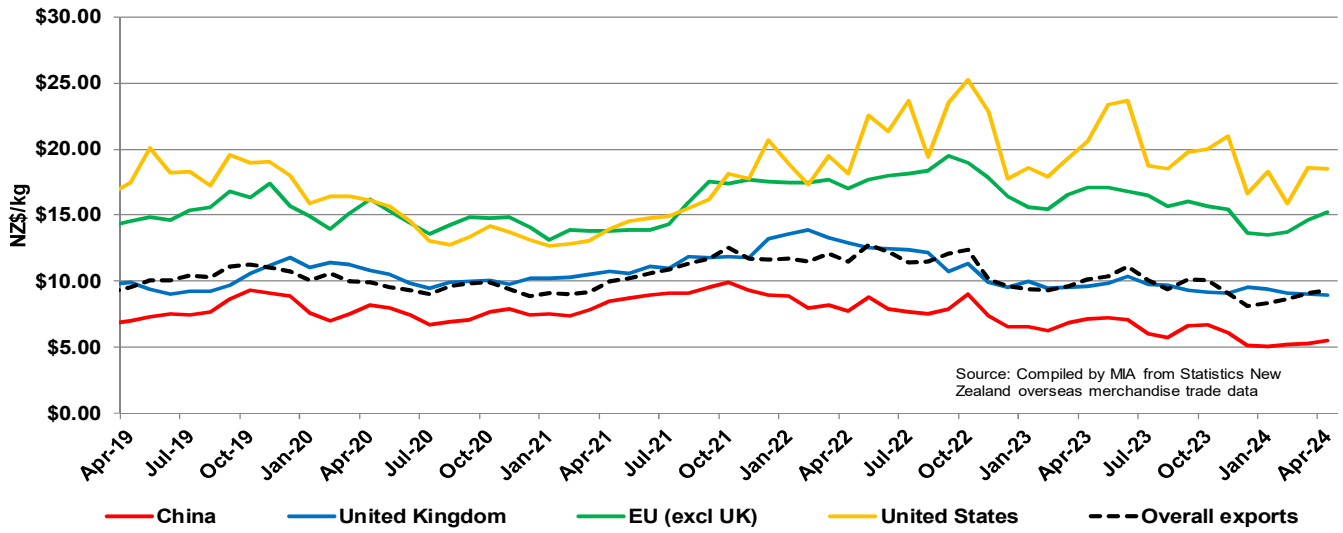


Top 10 markets for the fifth quarter by value, month of April 2024

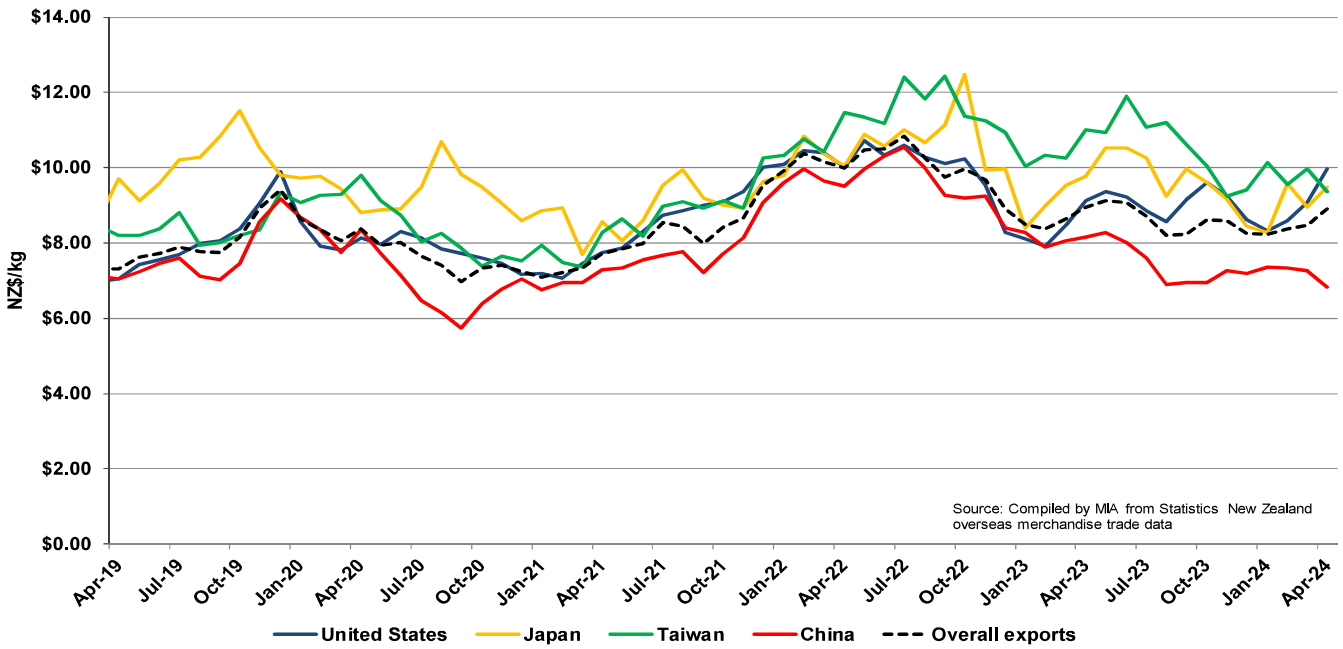
Country	Value (NZ\$m)	% of total	Change from same month previous year
1 China	44.7	26%	-29%
2 United States	28.1	16%	12%
3 Australia	15.4	9%	-14%
4 Indonesia	13.0	7%	-17%
5 Singapore	10.1	6%	852%
6 Japan	9.2	5%	21%
7 Italy	7.2	4%	17%
8 Korea	7.2	4%	-10%
9 United Kingdom	4.5	3%	-28%
10 Denmark	4.4	3%	-1%
Other markets	30.2		
Total	174.0		-1%



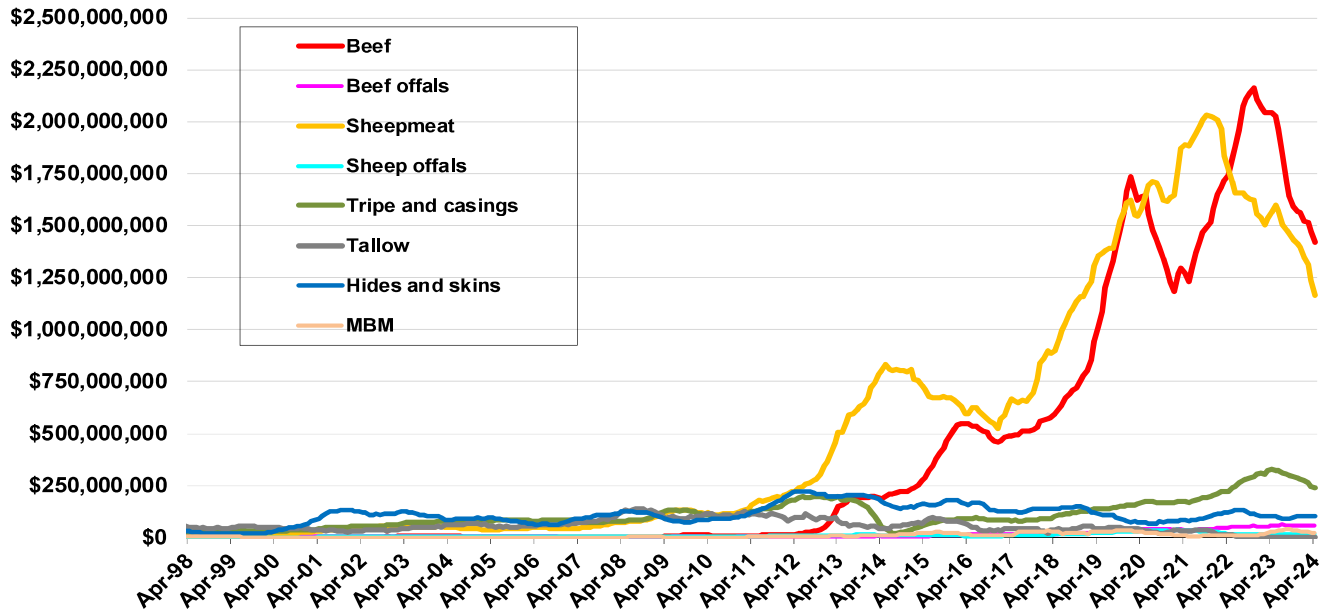
Sheepmeat, average monthly FOB value (\$/kg) to selected markets



Beef, average monthly FOB value (\$/kg) to selected markets



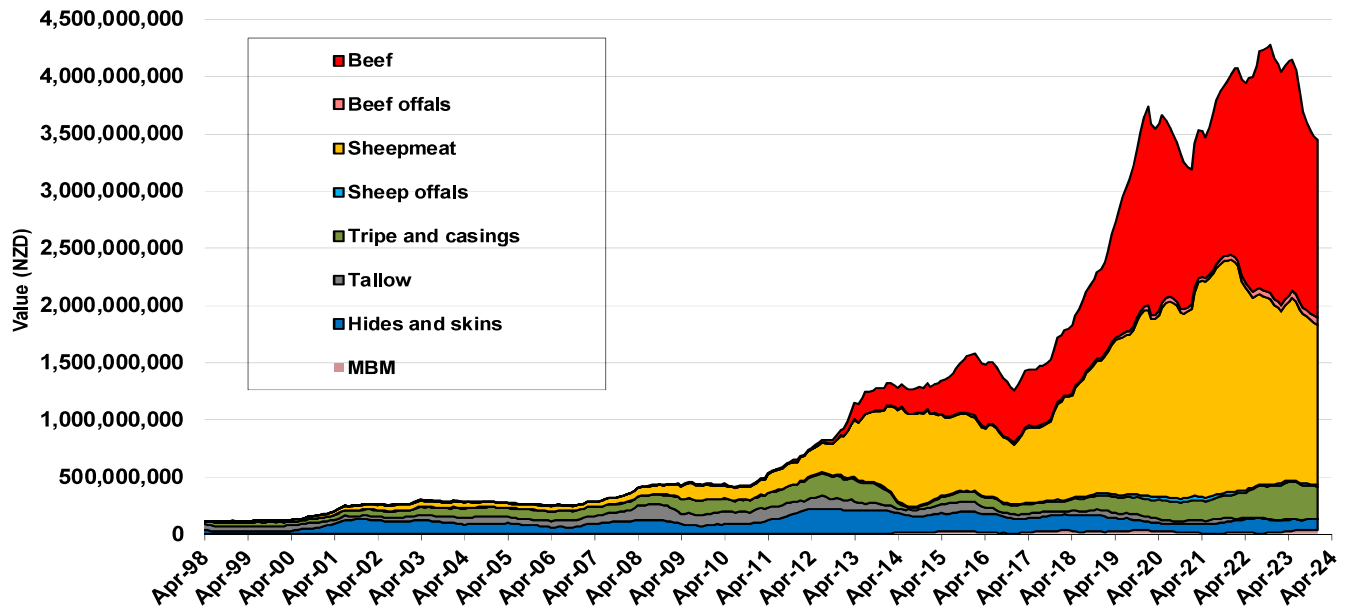
NZ Meat Industry Exports to China - Rolling 12 Month FOB Value - by Product Type



Source: Compiled by MIA from Statistics New Zealand overseas merchandise trade data

12 Month period to

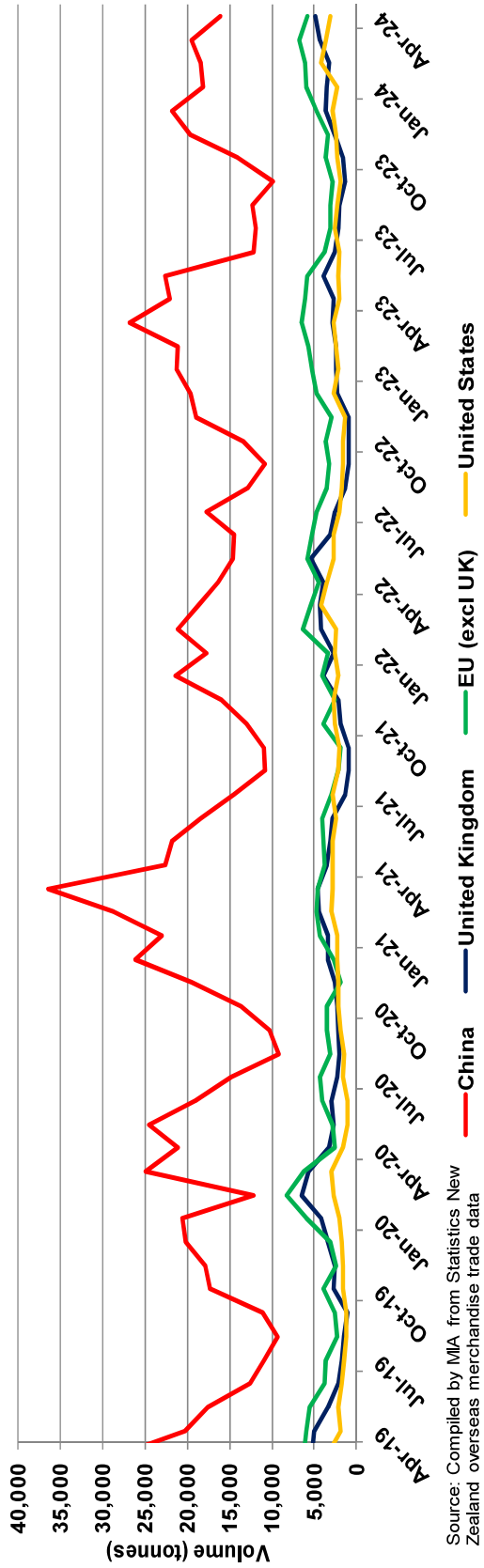
NZ Meat Industry Exports to China - Rolling 12 Month FOB Value - Combined Value



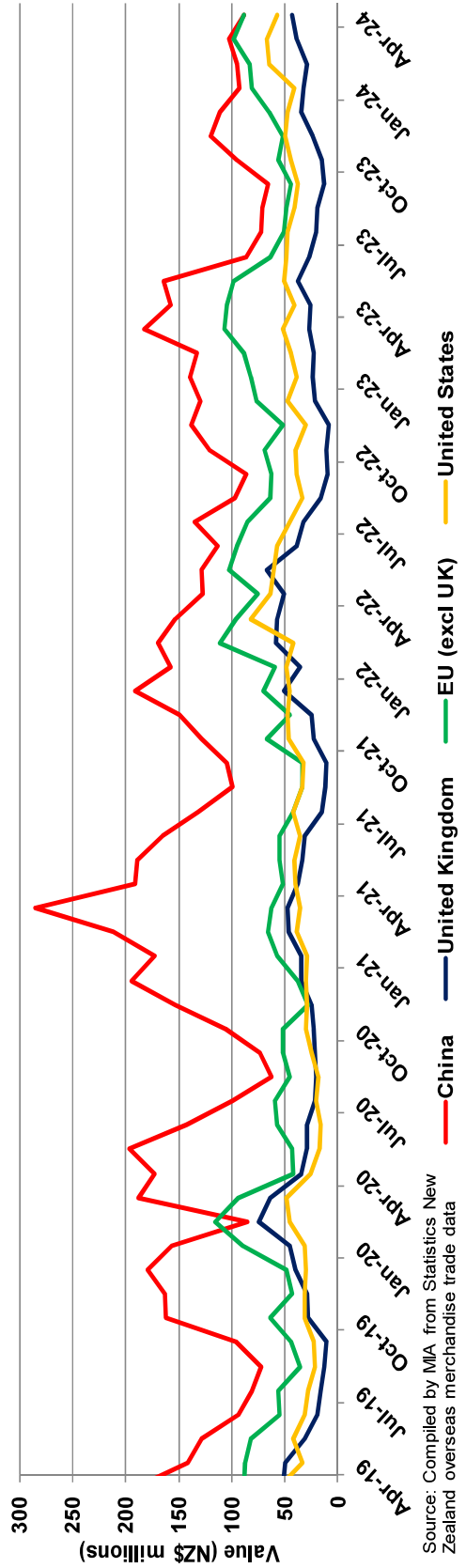
Source: Compiled by MIA from Statistics New Zealand overseas merchandise trade data

12 Month period to

Monthly sheepmeat exports to selected markets (by volume), April 2019 - April 2024



Monthly sheepmeat exports to selected markets (by value), April 2019 - April 2024

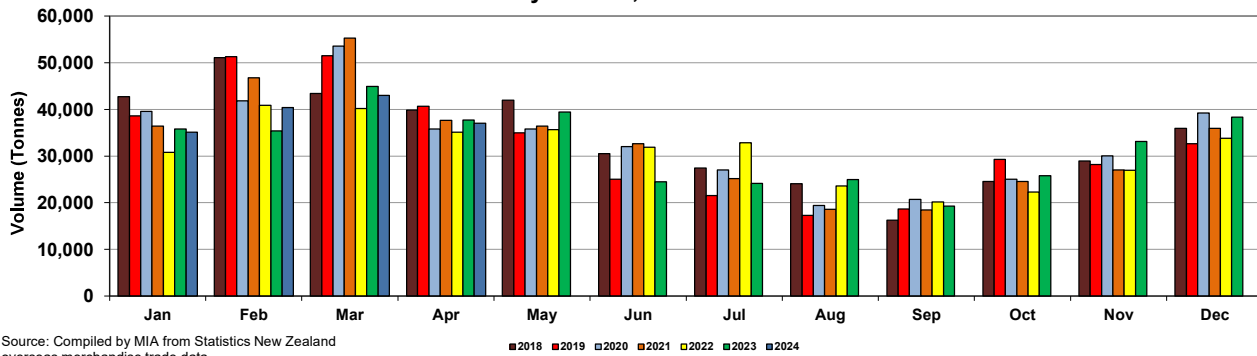


**Monthly exports of sheepmeat and edible offal to all markets, 2018-2024, by volume
(Tonnes)**

	2018												
	Jan	Feb	Mar	Apr	May	Jun	Jul	Aug	Sep	Oct	Nov	Dec	
Sheepmeat exports	42,726	51,076	43,457	39,846	41,979	30,562	27,427	24,104	16,284	24,543	28,954	35,915	406,871
Edible ovine offal	2,183	3,002	2,401	2,517	2,360	1,888	1,261	1,133	790	1,356	1,641	1,798	22,332
Total (sheepmeat + offal)	44,909	54,078	45,858	42,363	44,339	32,450	28,688	25,237	17,074	25,899	30,595	37,713	429,203
	2019												
	Jan	Feb	Mar	Apr	May	Jun	Jul	Aug	Sep	Oct	Nov	Dec	
Sheepmeat exports	38,577	51,259	51,521	40,698	34,962	25,062	21,516	17,298	18,663	29,307	28,156	32,611	389,629
Edible ovine offal	2,347	2,552	3,101	2,097	2,317	1,399	1,194	1,016	993	1,369	1,393	1,838	21,616
Total (sheepmeat + offal)	40,923	53,810	54,622	42,795	37,279	26,460	22,709	18,314	19,657	30,676	29,549	34,449	411,244
	2020												
	Jan	Feb	Mar	Apr	May	Jun	Jul	Aug	Sep	Oct	Nov	Dec	
Sheepmeat exports	39,581	41,836	53,587	35,809	35,802	32,085	27,005	19,403	20,730	25,013	30,023	39,224	400,098
Edible ovine offal	2,050	2,461	2,667	1,978	1,550	1,535	1,302	1,626	1,120	1,305	1,347	1,823	20,764
Total (sheepmeat + offal)	41,631	44,297	56,254	37,787	37,352	33,620	28,307	21,029	21,850	26,318	31,370	41,048	420,862
	2021												
	Jan	Feb	Mar	Apr	May	Jun	Jul	Aug	Sep	Oct	Nov	Dec	
Sheepmeat exports	36,453	46,795	55,247	37,670	36,400	32,638	25,161	18,574	18,461	24,553	27,040	35,928	394,921
Edible ovine offal	1,981	3,449	2,329	1,710	1,144	1,524	1,418	935	866	925	1,433	1,448	19,162
Total (sheepmeat + offal)	38,434	50,245	57,576	39,381	37,544	34,162	26,580	19,509	19,327	25,477	28,472	37,376	414,083
	2022												
	Jan	Feb	Mar	Apr	May	Jun	Jul	Aug	Sep	Oct	Nov	Dec	
Sheepmeat exports	30,817	40,894	40,175	35,085	35,640	31,902	32,855	23,649	20,186	22,277	26,945	33,802	374,227
Edible ovine offal	1,510	1,595	2,041	1,136	2,003	1,107	1,131	814	793	692	1,254	1,288	15,365
Total (sheepmeat + offal)	32,327	42,489	42,216	36,221	37,643	33,009	33,986	24,463	20,979	22,969	28,199	35,090	389,592
	2023												
	Jan	Feb	Mar	Apr	May	Jun	Jul	Aug	Sep	Oct	Nov	Dec	
Sheepmeat exports	35,790	35,413	44,926	37,760	39,444	24,468	24,148	24,934	19,312	25,778	33,138	38,312	383,423
Edible ovine offal	1,171	1,256	1,655	2,030	1,761	1,327	1,001	1,576	1,159	1,264	1,489	1,638	17,327
Total (sheepmeat + offal)	36,961	36,669	46,581	39,790	41,205	25,795	25,149	26,510	20,471	27,042	34,627	39,950	400,750
	2024												
	Jan	Feb	Mar	Apr	May	Jun	Jul	Aug	Sep	Oct	Nov	Dec	
Sheepmeat exports	35,110	40,411	43,005	37,057									155,583
Edible ovine offal	1,662	2,251	2,495	2,336									8,744
Total (sheepmeat + offal)	36,772	42,662	45,500	39,393									164,327

Source: Compiled by MIA from Statistics New Zealand overseas merchandise trade data

**Monthly exports of sheepmeat to all markets,
by volume, 2018 - 2024**



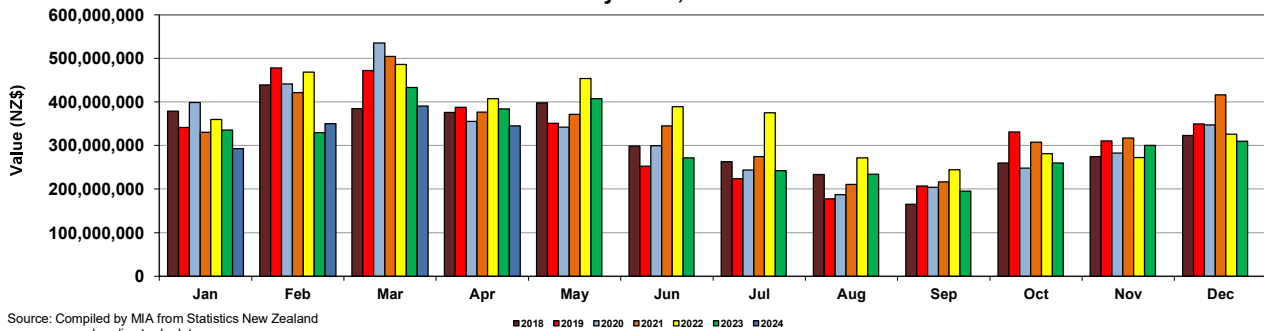
Source: Compiled by MIA from Statistics New Zealand overseas merchandise trade data

Monthly exports of sheepmeat and edible offal to all markets, 2018-2024, by value (NZ\$)

	2018												
	Jan	Feb	Mar	Apr	May	Jun	Jul	Aug	Sep	Oct	Nov	Dec	
Sheepmeat exports	379,079,420	438,911,859	384,930,815	376,252,186	398,187,093	299,009,932	263,012,897	233,361,087	165,298,435	260,164,624	274,200,836	323,136,171	3,795,545,355
Edible ovine offal	5,871,867	8,445,043	6,943,731	7,502,598	7,826,409	5,709,131	4,710,249	4,564,676	2,724,746	4,261,172	5,017,588	5,658,310	69,225,520
Total (sheepmeat + offal)	384,951,287	447,356,902	391,874,546	383,754,784	406,013,502	304,719,063	267,723,146	237,915,763	168,023,181	264,425,796	279,218,424	328,794,481	3,864,770,875
	2019												
	Jan	Feb	Mar	Apr	May	Jun	Jul	Aug	Sep	Oct	Nov	Dec	
Sheepmeat exports	341,481,851	478,277,852	472,280,084	387,766,360	350,962,901	252,844,006	224,012,966	177,468,940	206,951,030	331,007,300	310,986,521	349,683,849	3,883,723,660
Edible ovine offal	7,494,620	8,781,439	10,735,345	7,536,147	8,506,371	5,228,592	4,633,483	4,115,991	4,494,807	5,286,900	6,164,849	7,548,115	80,526,659
Total (sheepmeat + offal)	348,976,471	487,059,291	483,015,429	395,302,507	359,469,272	258,072,598	228,646,449	181,584,931	211,445,837	336,294,200	317,151,370	357,231,964	3,964,250,319
	2020												
	Jan	Feb	Mar	Apr	May	Jun	Jul	Aug	Sep	Oct	Nov	Dec	
Sheepmeat exports	399,096,451	441,929,736	535,539,059	355,507,448	342,285,301	299,433,936	243,880,271	186,987,295	204,324,640	248,332,020	282,617,982	347,891,441	3,887,825,580
Edible ovine offal	8,468,388	9,426,557	11,190,740	9,171,502	6,679,932	5,910,463	4,625,756	6,696,938	3,810,191	4,985,877	4,810,207	6,483,424	82,259,975
Total (sheepmeat + offal)	407,564,839	451,356,293	546,729,799	364,678,950	348,965,233	305,344,399	248,506,027	193,684,233	208,134,831	253,317,897	287,428,189	354,374,865	3,970,085,555
	2021												
	Jan	Feb	Mar	Apr	May	Jun	Jul	Aug	Sep	Oct	Nov	Dec	
Sheepmeat exports	330,602,629	421,602,914	504,729,168	376,962,422	371,489,282	345,526,230	274,618,282	210,561,017	216,356,129	307,827,830	317,255,584	416,676,508	4,094,207,995
Edible ovine offal	8,680,051	13,922,285	9,159,186	7,000,891	5,258,541	6,562,561	5,852,673	3,408,436	3,817,554	4,241,729	5,843,717	6,843,158	80,590,782
Total (sheepmeat + offal)	339,282,680	435,525,199	513,888,354	383,963,313	376,747,823	352,088,791	280,470,955	213,969,453	220,173,683	312,069,559	323,099,301	423,519,666	4,174,798,777
	2022												
	Jan	Feb	Mar	Apr	May	Jun	Jul	Aug	Sep	Oct	Nov	Dec	
Sheepmeat exports	360,180,618	468,210,610	486,381,122	407,860,665	453,695,139	389,520,131	375,285,121	271,425,066	244,534,172	281,352,013	272,294,091	325,919,363	4,336,658,111
Edible ovine offal	6,751,435	7,696,357	9,205,636	5,470,705	8,908,945	6,242,396	5,841,028	4,285,344	3,567,149	3,768,623	5,713,831	6,290,814	73,742,263
Total (sheepmeat + offal)	366,932,053	475,906,967	495,586,758	413,331,370	462,604,084	395,762,527	381,126,149	275,710,410	248,101,321	285,120,636	278,007,922	332,210,177	4,410,400,374
	2023												
	Jan	Feb	Mar	Apr	May	Jun	Jul	Aug	Sep	Oct	Nov	Dec	
Sheepmeat exports	335,354,867	330,059,958	433,109,563	384,136,503	408,009,829	271,665,674	242,657,724	234,245,713	195,552,996	259,852,528	300,480,048	309,653,433	3,704,778,836
Edible ovine offal	5,677,288	6,046,091	8,041,458	10,313,383	8,178,583	7,201,876	4,990,756	5,880,828	4,662,390	5,491,235	6,784,996	7,875,670	81,144,554
Total (sheepmeat + offal)	341,032,155	336,106,049	441,151,021	394,449,886	416,188,412	278,867,550	247,648,480	240,126,541	200,215,386	265,343,763	307,265,044	317,529,103	3,785,923,390
	2024												
	Jan	Feb	Mar	Apr	May	Jun	Jul	Aug	Sep	Oct	Nov	Dec	
Sheepmeat exports	293,415,283	350,265,833	390,880,725	345,399,012									1,379,960,853
Edible ovine offal	6,852,213	9,657,641	10,299,653	9,769,373									36,578,880
Total (sheepmeat + offal)	300,267,496	359,923,474	401,180,378	355,168,385									1,416,539,733

Source: Compiled by MIA from Statistics New Zealand overseas merchandise trade data

Monthly exports of sheepmeat to all markets, by value, 2018 - 2024

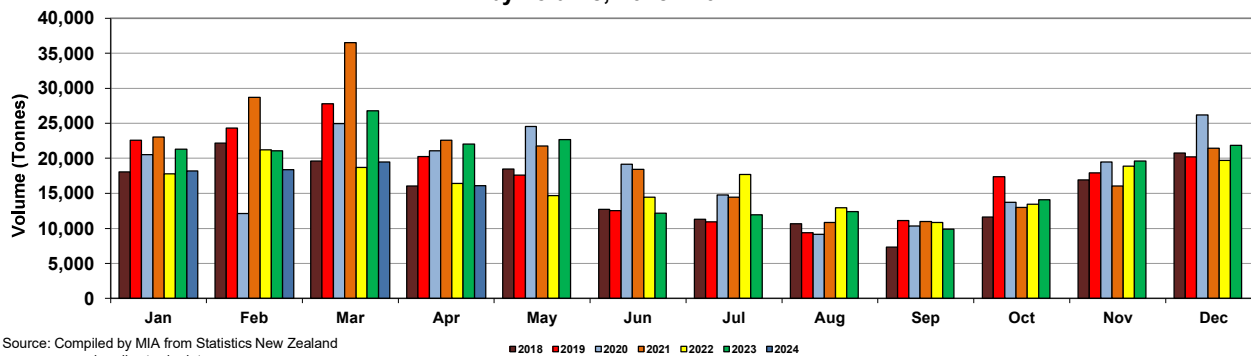


**Monthly exports of sheepmeat and edible offal to China, 2018-2024, by volume
(Tonnes)**

	Jan	Feb	Mar	Apr	May	Jun	Jul	Aug	Sep	Oct	Nov	Dec	
2018													
Sheepmeat exports	18,075	22,151	19,605	16,069	18,478	12,733	11,322	10,680	7,348	11,635	16,910	20,741	185,747
Edible ovine offal	167	348	365	363	380	355	246	237	113	203	252	333	3,362
Total (sheepmeat + offal)	18,242	22,499	19,970	16,432	18,858	13,088	11,568	10,917	7,461	11,838	17,162	21,074	170,867
2019													
Sheepmeat exports	22,615	24,311	27,790	20,251	17,621	12,542	10,924	9,372	11,096	17,379	17,940	20,214	212,055
Edible ovine offal	373	480	531	345	452	226	233	208	237	255	331	399	4,070
Total (sheepmeat + offal)	22,988	24,791	28,321	20,596	18,073	12,768	11,157	9,580	11,333	17,634	18,271	20,613	216,125
2020													
Sheepmeat exports	20,544	12,145	24,954	21,091	24,563	19,163	14,796	9,130	10,323	13,734	19,468	26,186	216,097
Edible ovine offal	456	352	537	450	383	357	208	504	183	201	217	242	4,090
Total (sheepmeat + offal)	21,000	12,497	25,491	21,541	24,946	19,520	15,004	9,634	10,506	13,935	19,685	26,428	220,187
2021													
Sheepmeat exports	23,062	28,700	36,515	22,614	21,755	18,448	14,448	10,862	11,008	13,023	16,022	21,429	237,886
Edible ovine offal	741	1,444	441	249	203	270	167	121	155	149	235	178	4,353
Total (sheepmeat + offal)	23,803	30,144	36,956	22,863	21,958	18,718	14,615	10,983	11,163	13,172	16,257	21,607	242,239
2022													
Sheepmeat exports	17,796	21,191	18,675	16,437	14,672	14,445	17,685	12,921	10,858	13,440	18,903	19,704	196,727
Edible ovine offal	135	212	195	166	151	244	187	122	91	103	182	115	1,903
Total (sheepmeat + offal)	17,931	21,403	18,870	16,603	14,823	14,689	17,872	13,043	10,949	13,543	19,085	19,819	198,630
2023													
Sheepmeat exports	21,319	21,095	26,804	22,043	22,690	12,160	11,948	12,370	9,887	14,064	19,640	21,839	215,859
Edible ovine offal	147	207	246	255	279	168	202	128	122	197	189	260	2,400
Total (sheepmeat + offal)	21,466	21,302	27,050	22,298	22,969	12,328	12,150	12,498	10,009	14,261	19,829	22,099	218,259
2024													
Sheepmeat exports	18,214	18,375	19,488	16,081									72,158
Edible ovine offal	209	292	375	364									1,240
Total (sheepmeat + offal)	18,423	18,667	19,863	16,445									73,398

Source: Compiled by MIA from Statistics New Zealand overseas merchandise trade data

**Monthly exports of sheepmeat to China,
by volume, 2018 - 2024**



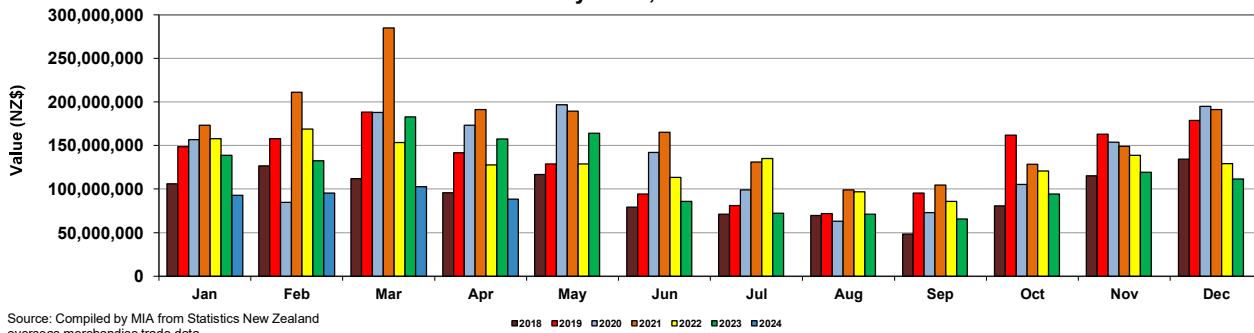
Source: Compiled by MIA from Statistics New Zealand overseas merchandise trade data

Monthly exports of sheepmeat and edible offal to China, 2018-2024, by value (NZ\$)

	2018												
	Jan	Feb	Mar	Apr	May	Jun	Jul	Aug	Sep	Oct	Nov	Dec	
Sheepmeat exports	106,218,477	126,845,603	112,156,078	95,734,172	116,737,324	79,404,186	71,404,856	69,744,003	48,318,086	80,865,635	115,247,392	134,571,047	1,157,246,859
Edible ovine offal	704,259	1,538,908	1,711,745	1,723,856	1,956,429	1,707,207	1,244,865	1,362,371	520,936	1,118,175	1,346,648	1,875,531	16,810,930
Total (sheepmeat + offal)	106,922,736	128,384,511	113,867,823	97,458,028	118,693,753	81,111,393	72,649,721	71,106,374	48,839,022	81,983,810	116,594,040	136,446,578	1,067,135,053
	2019												
Sheepmeat exports	148,626,043	158,037,093	188,461,942	141,820,803	128,953,292	94,290,809	81,270,201	72,199,631	95,557,870	161,994,013	163,266,001	179,083,142	1,613,560,840
Edible ovine offal	1,969,715	2,800,705	3,343,806	2,303,789	3,362,667	1,707,567	1,727,612	1,677,678	1,906,473	2,046,988	2,732,965	2,885,299	28,465,264
Total (sheepmeat + offal)	150,595,758	160,837,798	191,805,748	144,124,592	132,315,959	95,998,376	82,997,813	73,877,309	97,464,343	164,041,001	165,998,966	181,968,441	1,642,026,104
	2020												
Sheepmeat exports	156,840,290	84,883,357	188,062,067	173,230,319	196,704,607	142,062,236	99,227,092	62,935,871	73,139,755	105,323,936	153,810,069	194,856,364	1,631,075,963
Edible ovine offal	3,268,281	2,510,748	4,378,835	3,869,877	3,240,451	2,481,945	1,421,532	3,359,096	1,307,824	1,453,819	1,625,128	1,726,421	30,643,957
Total (sheepmeat + offal)	160,108,571	87,394,105	192,440,902	177,100,196	199,945,058	144,544,181	100,648,624	66,294,967	74,447,579	106,777,755	155,435,197	196,582,785	1,661,719,920
	2021												
Sheepmeat exports	173,252,930	211,306,737	284,890,705	191,531,036	189,393,629	165,064,168	131,288,505	99,087,361	104,731,901	128,695,093	149,292,259	191,347,112	2,019,881,436
Edible ovine offal	4,211,755	8,235,202	3,375,160	1,984,079	1,751,387	2,359,338	1,480,965	1,066,463	1,321,161	1,280,471	1,964,539	1,506,509	30,537,029
Total (sheepmeat + offal)	177,464,685	219,541,939	288,265,865	193,515,115	191,145,016	167,423,506	132,769,470	100,153,824	106,053,062	129,975,564	151,256,798	192,853,621	2,050,418,465
	2022												
Sheepmeat exports	158,008,971	169,082,376	153,437,274	127,944,225	128,908,543	113,616,739	135,285,999	97,077,165	85,853,410	120,882,642	138,709,478	129,217,398	1,558,024,220
Edible ovine offal	1,088,862	1,878,631	1,647,071	1,252,940	1,284,512	2,224,864	1,494,224	1,032,673	735,737	931,366	1,342,144	795,562	15,708,586
Total (sheepmeat + offal)	159,097,833	170,961,007	155,084,345	129,197,165	130,193,055	115,841,603	136,780,223	98,109,838	86,589,147	121,814,008	140,051,622	130,012,960	1,573,732,806
	2023												
Sheepmeat exports	139,040,598	132,335,310	182,792,266	157,544,269	164,245,665	85,849,794	72,381,158	71,187,373	65,518,409	94,476,449	119,421,971	111,696,306	1,396,489,568
Edible ovine offal	952,556	1,352,059	1,688,825	1,777,909	1,960,668	1,171,084	1,175,875	728,574	679,268	1,006,366	1,044,911	1,337,300	14,875,395
Total (sheepmeat + offal)	139,993,154	133,687,369	184,481,091	159,322,178	166,206,333	87,020,878	73,557,033	71,915,947	66,197,677	95,482,815	120,466,882	113,033,606	1,411,364,963
	2024												
Sheepmeat exports	92,683,612	95,493,287	102,665,734	88,361,308									379,203,941
Edible ovine offal	925,687	1,225,789	1,744,322	1,783,862									5,679,660
Total (sheepmeat + offal)	93,609,299	96,719,076	104,410,056	90,145,170									384,883,601

Source: Compiled by MIA from Statistics New Zealand overseas merchandise trade data

Monthly exports of sheepmeat to China, by value, 2018 - 2024



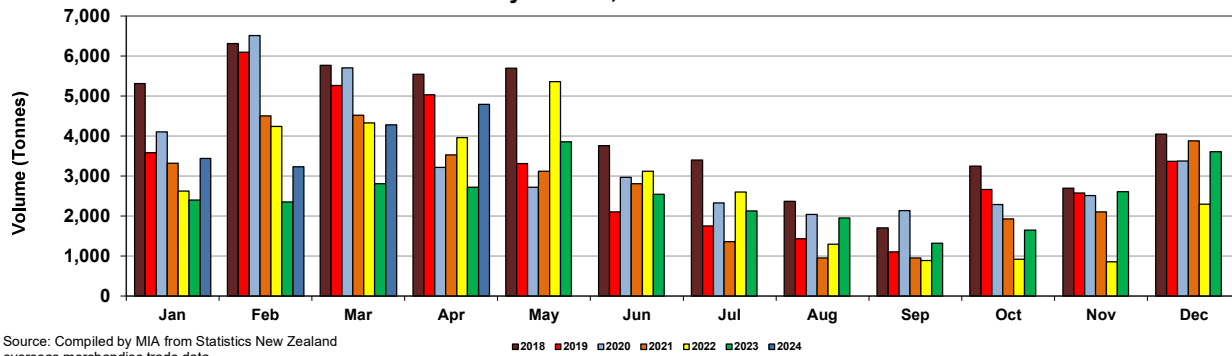
Source: Compiled by MIA from Statistics New Zealand overseas merchandise trade data

**Monthly exports of sheepmeat and edible offal to the UK, 2018-2024, by volume
(Tonnes)**

	Jan	Feb	Mar	Apr	May	Jun	Jul	Aug	Sep	Oct	Nov	Dec	
2018													
Sheepmeat exports	5,312	6,310	5,769	5,544	5,696	3,765	3,400	2,373	1,711	3,249	2,696	4,054	49,879
Edible ovine offal	477	692	500	709	717	492	335	279	238	373	348	455	5,615
Total (sheepmeat + offal)	5,789	7,002	6,269	6,253	6,413	4,257	3,735	2,652	1,949	3,622	3,044	4,509	49,705
Beef exports													
2019													
Sheepmeat exports	3,586	6,096	5,263	5,036	3,310	2,104	1,754	1,433	1,106	2,670	2,580	3,371	38,309
Edible ovine offal	936	797	712	566	425	378	341	321	242	289	327	442	5,776
Total (sheepmeat + offal)	4,522	6,893	5,975	5,602	3,735	2,482	2,095	1,754	1,348	2,959	2,907	3,813	44,085
2020													
Sheepmeat exports	4,108	6,513	5,704	3,219	2,718	2,966	2,329	2,044	2,137	2,288	2,517	3,379	39,922
Edible ovine offal	490	719	669	640	370	386	327	395	197	300	376	635	5,504
Total (sheepmeat + offal)	4,598	7,232	6,373	3,859	3,088	3,352	2,656	2,439	2,334	2,588	2,893	4,014	45,426
2021													
Sheepmeat exports	3,321	4,505	4,526	3,528	3,117	2,812	1,366	952	951	1,926	2,110	3,881	32,995
Edible ovine offal	454	723	732	596	358	390	355	224	223	311	350	552	5,268
Total (sheepmeat + offal)	3,775	5,228	5,258	4,124	3,475	3,202	1,721	1,176	1,174	2,237	2,460	4,433	38,263
2022													
Sheepmeat exports	2,621	4,238	4,328	3,960	5,360	3,117	2,600	1,300	886	926	855	2,297	32,488
Edible ovine offal	559	734	866	557	776	267	356	214	207	250	323	435	5,544
Total (sheepmeat + offal)	3,180	4,972	5,194	4,517	6,136	3,384	2,956	1,514	1,093	1,176	1,178	2,732	38,032
2023													
Sheepmeat exports	2,407	2,353	2,812	2,726	3,856	2,543	2,127	1,956	1,325	1,652	2,607	3,611	29,975
Edible ovine offal	263	312	584	692	445	370	172	172	135	87	188	353	3,773
Total (sheepmeat + offal)	2,670	2,665	3,396	3,418	4,301	2,913	2,299	2,128	1,460	1,739	2,795	3,964	33,748
2024													
Sheepmeat exports	3,444	3,234	4,285	4,796									15,759
Edible ovine offal	433	668	685	677									2,463
Total (sheepmeat + offal)	3,877	3,902	4,970	5,473									18,222

Source: Compiled by MIA from Statistics New Zealand overseas merchandise trade data

**Monthly exports of sheepmeat to the UK,
by volume, 2018 - 2024**



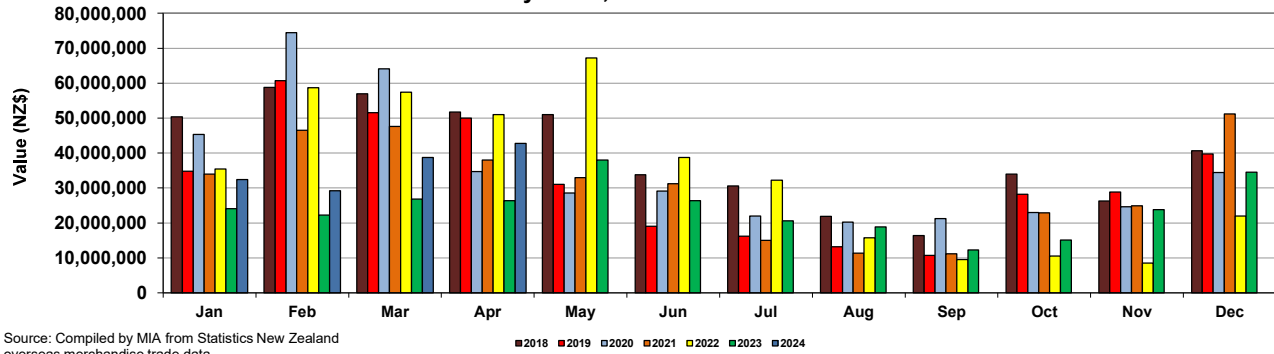
Source: Compiled by MIA from Statistics New Zealand overseas merchandise trade data

Monthly exports of sheepmeat and edible offal to the UK, 2018-2024, by value (NZ\$)

	2018												
	Jan	Feb	Mar	Apr	May	Jun	Jul	Aug	Sep	Oct	Nov	Dec	
Sheepmeat exports	50,381,216	58,755,820	56,995,198	51,695,268	51,045,581	33,769,394	30,644,872	21,926,236	16,387,545	33,988,830	26,278,002	40,628,302	472,496,264
Edible ovine offal	1,451,506	2,434,072	1,821,501	2,426,849	2,150,692	1,641,703	1,097,957	985,015	692,347	1,207,183	1,296,495	1,579,244	18,784,564
Total (sheepmeat + offal)	51,832,722	61,189,892	58,816,699	54,122,117	53,196,273	35,411,097	31,742,829	22,911,251	17,079,892	35,196,013	27,574,497	42,207,546	439,448,106
Beef exports													
	2019												
	Jan	Feb	Mar	Apr	May	Jun	Jul	Aug	Sep	Oct	Nov	Dec	
Sheepmeat exports	34,782,836	60,672,297	51,532,899	49,974,853	31,009,576	19,044,281	16,220,100	13,204,616	10,716,261	28,162,349	28,799,103	39,694,027	383,813,198
Edible ovine offal	3,115,290	3,080,866	3,034,731	2,411,953	1,782,885	1,578,724	1,209,723	1,138,044	1,053,199	987,135	1,347,764	1,766,064	22,506,378
Total (sheepmeat + offal)	37,898,126	63,753,163	54,567,630	52,386,806	32,792,461	20,623,005	17,429,823	14,342,660	11,769,460	29,149,484	30,146,867	41,460,091	406,319,576
	2020												
	Jan	Feb	Mar	Apr	May	Jun	Jul	Aug	Sep	Oct	Nov	Dec	
Sheepmeat exports	45,282,473	74,445,783	64,116,022	34,677,612	28,582,332	29,102,955	21,999,798	20,286,346	21,280,133	22,987,215	24,645,542	34,470,362	421,876,573
Edible ovine offal	1,972,411	3,206,631	2,840,906	2,766,336	1,474,092	1,484,633	1,565,014	1,778,441	751,214	1,329,196	1,244,503	2,350,039	22,763,416
Total (sheepmeat + offal)	47,254,884	77,652,414	66,956,928	37,443,948	30,056,424	30,587,588	23,564,812	22,064,787	22,031,347	24,316,411	25,890,045	36,820,401	444,639,989
	2021												
	Jan	Feb	Mar	Apr	May	Jun	Jul	Aug	Sep	Oct	Nov	Dec	
Sheepmeat exports	33,967,870	46,526,756	47,554,931	37,990,981	32,972,650	31,192,473	15,038,546	11,338,278	11,205,821	22,888,594	24,880,033	51,184,336	366,741,269
Edible ovine offal	2,259,585	2,532,530	2,824,786	2,536,709	1,712,003	2,039,044	1,966,964	767,157	1,136,784	1,693,624	1,640,173	3,112,547	24,221,906
Total (sheepmeat + offal)	36,227,455	49,059,286	50,379,717	40,527,690	34,684,653	33,231,517	17,005,510	12,105,435	12,342,605	24,582,218	26,520,206	54,296,883	390,963,175
	2022												
	Jan	Feb	Mar	Apr	May	Jun	Jul	Aug	Sep	Oct	Nov	Dec	
Sheepmeat exports	35,456,158	58,722,409	57,432,740	50,958,178	67,241,474	38,780,792	32,242,826	15,755,843	9,481,974	10,484,724	8,468,358	21,976,293	407,001,769
Edible ovine offal	3,055,808	3,504,424	4,493,016	2,929,567	4,062,967	1,810,242	2,263,205	1,343,189	1,015,274	1,509,276	1,642,893	2,901,706	30,531,567
Total (sheepmeat + offal)	38,511,966	62,226,833	61,925,756	53,887,745	71,304,441	40,591,034	34,506,031	17,099,032	10,497,248	11,994,000	10,111,251	24,877,999	437,533,336
	2023												
	Jan	Feb	Mar	Apr	May	Jun	Jul	Aug	Sep	Oct	Nov	Dec	
Sheepmeat exports	24,056,219	22,289,835	26,804,850	26,339,894	37,988,709	26,391,619	20,656,191	18,887,457	12,297,403	15,080,904	23,797,422	34,508,225	289,098,728
Edible ovine offal	1,851,242	1,857,146	3,102,879	4,175,807	2,385,239	2,697,267	1,566,734	1,194,032	1,109,164	778,101	1,678,698	2,158,823	24,555,132
Total (sheepmeat + offal)	25,907,461	24,146,981	29,907,729	30,515,701	40,373,948	29,088,886	22,222,925	20,081,489	13,406,567	15,859,005	25,476,120	36,667,048	313,653,860
	2024												
	Jan	Feb	Mar	Apr	May	Jun	Jul	Aug	Sep	Oct	Nov	Dec	
Sheepmeat exports	32,376,203	29,257,544	38,738,122	42,768,101									143,139,970
Edible ovine offal	2,105,079	3,170,131	2,965,790	2,943,208									11,184,208
Total (sheepmeat + offal)	34,481,282	32,427,675	41,703,912	45,711,309									154,324,178

Source: Compiled by MIA from Statistics New Zealand overseas merchandise trade data

Monthly exports of sheepmeat to the UK, by value, 2018 - 2024



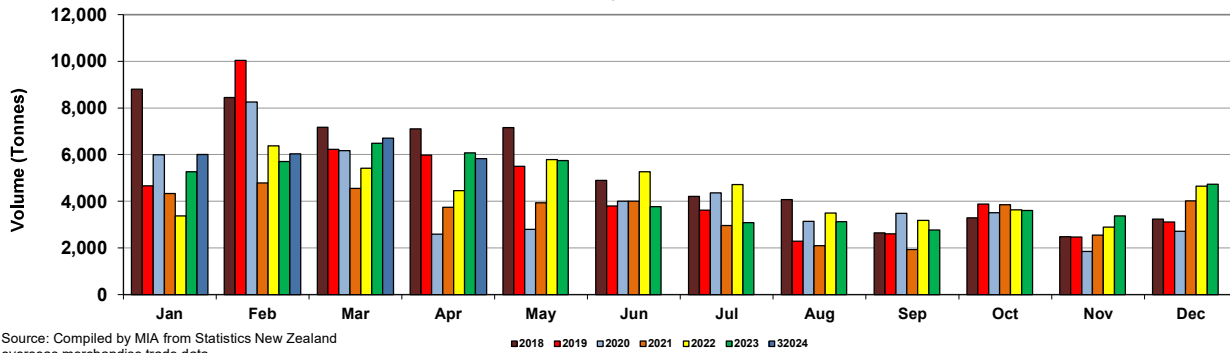
Source: Compiled by MIA from Statistics New Zealand overseas merchandise trade data

Monthly exports of sheepmeat and edible offal to the European Union (excluding UK), 2018-2024, by volume (Tonnes)

	2018												
	Jan	Feb	Mar	Apr	May	Jun	Jul	Aug	Sep	Oct	Nov	Dec	
Sheepmeat exports	8,803	8,453	7,181	7,107	7,150	4,892	4,201	4,076	2,652	3,294	2,483	3,231	63,523
Edible ovine offal	176	109	175	74	113	27	59	10	63	118	136	190	1,250
Total (sheepmeat + offal)	8,979	8,562	7,356	7,181	7,263	4,919	4,260	4,086	2,715	3,412	2,619	3,421	55,794
	2019												
	Jan	Feb	Mar	Apr	May	Jun	Jul	Aug	Sep	Oct	Nov	Dec	
Sheepmeat exports	4,666	10,038	6,221	5,977	5,499	3,794	3,625	2,296	2,600	3,873	2,458	3,107	54,154
Edible ovine offal	182	76	178	97	49	48	119	19	43	161	96	257	1,325
Total (sheepmeat + offal)	4,848	10,114	6,399	6,074	5,548	3,842	3,744	2,315	2,643	4,034	2,554	3,364	55,479
	2020												
	Jan	Feb	Mar	Apr	May	Jun	Jul	Aug	Sep	Oct	Nov	Dec	
Sheepmeat exports	5,991	8,252	6,166	2,589	2,803	4,000	4,363	3,137	3,490	3,514	1,854	2,704	48,863
Edible ovine offal	179	232	98	16	34	54	44	38	19	161	109	166	1,150
Total (sheepmeat + offal)	6,170	8,484	6,264	2,605	2,837	4,054	4,407	3,175	3,509	3,675	1,963	2,870	50,013
	2021												
	Jan	Feb	Mar	Apr	May	Jun	Jul	Aug	Sep	Oct	Nov	Dec	
Sheepmeat exports	4,337	4,782	4,543	3,739	3,932	4,003	2,962	2,096	1,924	3,856	2,549	4,015	42,738
Edible ovine offal	216	221	48	42	107	82	72	58	40	94	133	149	1,262
Total (sheepmeat + offal)	4,553	5,003	4,591	3,781	4,039	4,085	3,034	2,154	1,964	3,950	2,682	4,164	44,000
	2022												
	Jan	Feb	Mar	Apr	May	Jun	Jul	Aug	Sep	Oct	Nov	Dec	
Sheepmeat exports	3,371	6,376	5,410	4,454	5,785	5,264	4,710	3,492	3,188	3,639	2,889	4,652	53,230
Edible ovine offal	72	43	165	17	89	34	58	14	198	31	234	204	1,159
Total (sheepmeat + offal)	3,443	6,419	5,575	4,471	5,874	5,298	4,768	3,506	3,386	3,670	3,123	4,856	54,389
	2023												
	Jan	Feb	Mar	Apr	May	Jun	Jul	Aug	Sep	Oct	Nov	Dec	
Sheepmeat exports	5,261	5,709	6,483	6,084	5,746	3,765	3,082	3,130	2,762	3,607	3,365	4,733	53,727
Edible ovine offal	76	42	187	108	46	48	33	135	73	84	226	250	1,308
Total (sheepmeat + offal)	5,337	5,751	6,670	6,192	5,792	3,813	3,115	3,265	2,835	3,691	3,591	4,983	55,035
	2024												
	Jan	Feb	Mar	Apr	May	Jun	Jul	Aug	Sep	Oct	Nov	Dec	
Sheepmeat exports	6,003	6,031	6,704	5,836									24,574
Edible ovine offal	137	241	139	173									690
Total (sheepmeat + offal)	6,140	6,272	6,843	6,009									25,264

Source: Compiled by MIA from Statistics New Zealand overseas merchandise trade data

Monthly exports of sheepmeat to the European Union (excluding UK), by volume, 2018 - 2024



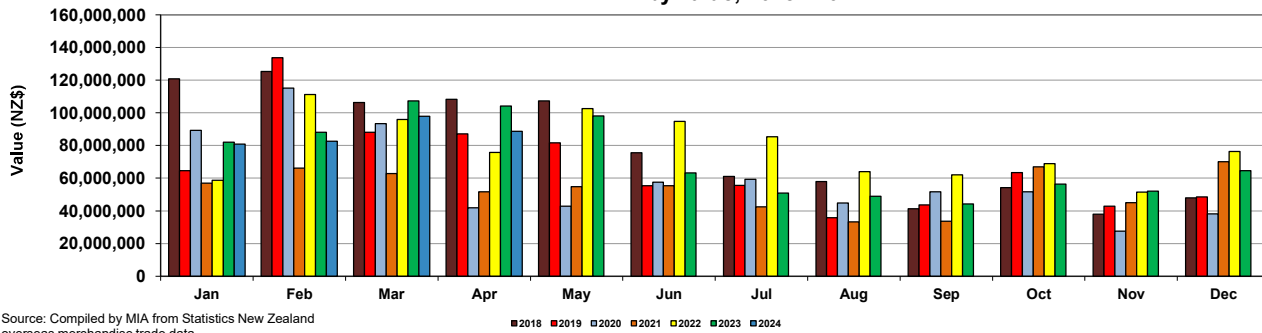
Source: Compiled by MIA from Statistics New Zealand overseas merchandise trade data

Monthly exports of sheepmeat and edible offal to the European Union (excluding UK), 2018-2024, by value (NZ\$)

	2018												
	Jan	Feb	Mar	Apr	May	Jun	Jul	Aug	Sep	Oct	Nov	Dec	
Sheepmeat exports	120,804,927	125,384,674	106,277,032	108,329,973	107,328,010	75,725,712	61,063,297	58,015,345	41,334,133	54,232,926	37,951,406	48,000,460	944,447,895
Edible ovine offal	439,381	439,748	607,705	221,892	738,213	88,769	430,359	71,462	297,895	296,108	285,470	556,628	4,473,630
Total (sheepmeat + offal)	125,824,422	134,086,963	106,884,737	108,551,865	108,066,223	75,814,481	61,493,656	58,086,807	41,632,028	54,529,034	38,236,876	48,557,088	827,677,217
	2019												
	Jan	Feb	Mar	Apr	May	Jun	Jul	Aug	Sep	Oct	Nov	Dec	
Sheepmeat exports	64,627,615	133,782,052	88,078,908	87,148,272	81,758,943	55,407,764	55,654,803	35,806,181	43,656,634	63,386,870	42,824,017	48,649,463	800,781,522
Edible ovine offal	566,490	304,911	540,663	397,317	202,731	233,668	303,631	142,674	219,491	402,242	330,132	775,039	4,418,989
Total (sheepmeat + offal)	65,194,105	134,086,963	88,619,571	87,545,589	81,961,674	55,641,432	55,958,434	35,948,855	43,876,125	63,789,112	43,154,149	49,424,502	805,200,511
	2020												
	Jan	Feb	Mar	Apr	May	Jun	Jul	Aug	Sep	Oct	Nov	Dec	
Sheepmeat exports	89,382,122	115,131,060	93,358,902	41,901,582	42,836,028	57,562,816	59,351,017	44,785,853	51,678,169	51,754,498	27,570,011	38,220,028	713,532,086
Edible ovine offal	453,127	876,908	350,712	131,004	105,328	139,319	208,464	134,405	123,879	632,464	291,062	446,548	3,893,220
Total (sheepmeat + offal)	89,835,249	116,007,968	93,709,614	42,032,586	42,941,356	57,702,135	59,559,481	44,920,258	51,802,048	52,386,962	27,861,073	38,666,576	717,425,306
	2021												
	Jan	Feb	Mar	Apr	May	Jun	Jul	Aug	Sep	Oct	Nov	Dec	
Sheepmeat exports	56,933,432	66,170,330	62,804,042	51,685,872	54,746,862	55,529,198	42,465,069	33,406,043	33,711,368	67,079,394	45,019,122	70,253,474	639,804,206
Edible ovine offal	684,580	578,540	180,856	153,724	523,936	182,581	276,856	174,664	173,645	281,472	349,831	399,706	3,960,391
Total (sheepmeat + offal)	57,618,012	66,748,870	62,984,898	51,839,596	55,270,798	55,711,779	42,741,925	33,580,707	33,885,013	67,360,866	45,368,953	70,653,180	643,764,597
	2022												
	Jan	Feb	Mar	Apr	May	Jun	Jul	Aug	Sep	Oct	Nov	Dec	
Sheepmeat exports	58,826,029	111,372,754	95,900,265	75,771,166	102,530,278	94,815,708	85,377,921	63,950,350	62,187,510	69,065,331	51,612,125	76,311,210	947,720,647
Edible ovine offal	198,696	214,313	530,371	96,057	415,896	167,971	213,028	128,646	617,598	172,101	761,092	833,037	4,348,806
Total (sheepmeat + offal)	59,024,725	111,587,067	96,430,636	75,867,223	102,946,174	94,983,679	85,590,949	64,078,996	62,805,108	69,237,432	52,373,217	77,144,247	952,069,453
	2023												
	Jan	Feb	Mar	Apr	May	Jun	Jul	Aug	Sep	Oct	Nov	Dec	
Sheepmeat exports	82,005,623	88,153,011	107,357,692	104,174,326	98,154,760	63,245,108	50,835,995	49,043,527	44,337,033	56,482,136	52,127,600	64,657,131	860,573,942
Edible ovine offal	291,013	227,093	681,295	405,491	281,897	493,084	201,247	589,077	319,564	646,599	987,047	1,213,023	6,336,430
Total (sheepmeat + offal)	82,296,636	88,380,104	108,038,987	104,579,817	98,436,657	63,738,192	51,037,242	49,632,604	44,656,597	57,128,735	53,114,647	65,870,154	866,910,372
	2024												
	Jan	Feb	Mar	Apr	May	Jun	Jul	Aug	Sep	Oct	Nov	Dec	
Sheepmeat exports	81,018,535	82,707,333	97,955,828	88,807,295									350,488,991
Edible ovine offal	812,583	1,373,059	850,854	900,325									3,936,821
Total (sheepmeat + offal)	81,831,118	84,080,392	98,806,682	89,707,620									354,425,812

Source: Compiled by MIA from Statistics New Zealand overseas merchandise trade data

Monthly exports of sheepmeat to the European Union (excluding UK), by value, 2018 - 2024



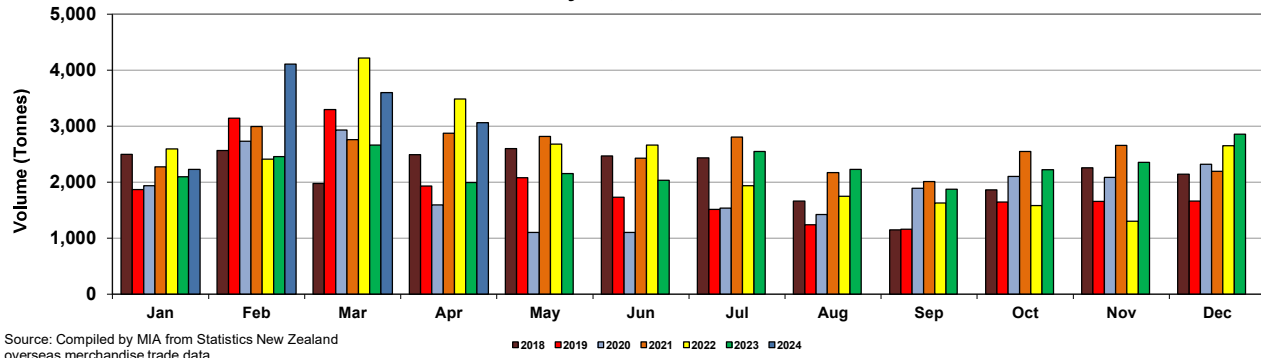
Source: Compiled by MIA from Statistics New Zealand overseas merchandise trade data

**Monthly exports of sheepmeat and edible offal to the United States 2018-2024, by volume
(Tonnes)**

	2018												
	Jan	Feb	Mar	Apr	May	Jun	Jul	Aug	Sep	Oct	Nov	Dec	
Sheepmeat exports	2,500	2,564	1,976	2,488	2,601	2,467	2,435	1,662	1,150	1,863	2,253	2,141	26,100
Edible ovine offal	424	830	451	502	271	230	145	79	41	22	132	137	3,264
Total (sheepmeat + offal)	2,924	3,394	2,427	2,990	2,872	2,697	2,580	1,741	1,191	1,885	2,385	2,278	26,440
	2019												
	Jan	Feb	Mar	Apr	May	Jun	Jul	Aug	Sep	Oct	Nov	Dec	
Sheepmeat exports	1,866	3,142	3,292	1,927	2,077	1,733	1,511	1,239	1,157	1,645	1,652	1,663	22,904
Edible ovine offal	214	527	717	597	690	414	267	149	123	205	97	83	4,083
Total (sheepmeat + offal)	2,080	3,669	4,009	2,524	2,767	2,147	1,778	1,388	1,280	1,850	1,749	1,746	26,987
	2020												
	Jan	Feb	Mar	Apr	May	Jun	Jul	Aug	Sep	Oct	Nov	Dec	
Sheepmeat exports	1,936	2,731	2,928	1,589	1,102	1,099	1,539	1,422	1,892	2,105	2,083	2,320	22,746
Edible ovine offal	118	406	451	373	219	223	308	340	391	199	116	240	3,384
Total (sheepmeat + offal)	2,054	3,137	3,379	1,962	1,321	1,322	1,847	1,762	2,283	2,304	2,199	2,560	26,130
	2021												
	Jan	Feb	Mar	Apr	May	Jun	Jul	Aug	Sep	Oct	Nov	Dec	
Sheepmeat exports	2,273	2,991	2,758	2,872	2,816	2,427	2,803	2,171	2,013	2,547	2,653	2,194	30,518
Edible ovine offal	184	312	406	351	143	329	409	151	196	203	317	110	3,111
Total (sheepmeat + offal)	2,457	3,303	3,164	3,223	2,959	2,756	3,212	2,322	2,209	2,750	2,970	2,304	33,629
	2022												
	Jan	Feb	Mar	Apr	May	Jun	Jul	Aug	Sep	Oct	Nov	Dec	
Sheepmeat exports	2,590	2,412	4,215	3,484	2,678	2,664	1,937	1,746	1,627	1,581	1,303	2,651	28,888
Edible ovine offal	316	91	487	164	442	282	273	193	94	141	269	112	2,864
Total (sheepmeat + offal)	2,906	2,503	4,702	3,648	3,120	2,946	2,210	1,939	1,721	1,722	1,572	2,763	31,752
	2023												
	Jan	Feb	Mar	Apr	May	Jun	Jul	Aug	Sep	Oct	Nov	Dec	
Sheepmeat exports	2,096	2,455	2,664	1,991	2,151	2,033	2,546	2,230	1,877	2,220	2,353	2,855	27,471
Edible ovine offal	261	265	257	299	153	274	138	165	95	124	159	52	2,242
Total (sheepmeat + offal)	2,357	2,720	2,921	2,290	2,304	2,307	2,684	2,395	1,972	2,344	2,512	2,907	29,713
	2024												
	Jan	Feb	Mar	Apr	May	Jun	Jul	Aug	Sep	Oct	Nov	Dec	
Sheepmeat exports	2,228	4,109	3,599	3,062									12,998
Edible ovine offal	75	202	219	136									632
Total (sheepmeat + offal)	2,303	4,311	3,818	3,198									13,630

Source: Compiled by MIA from Statistics New Zealand overseas merchandise trade data

**Monthly exports of sheepmeat to the United States,
by volume, 2018 - 2024**



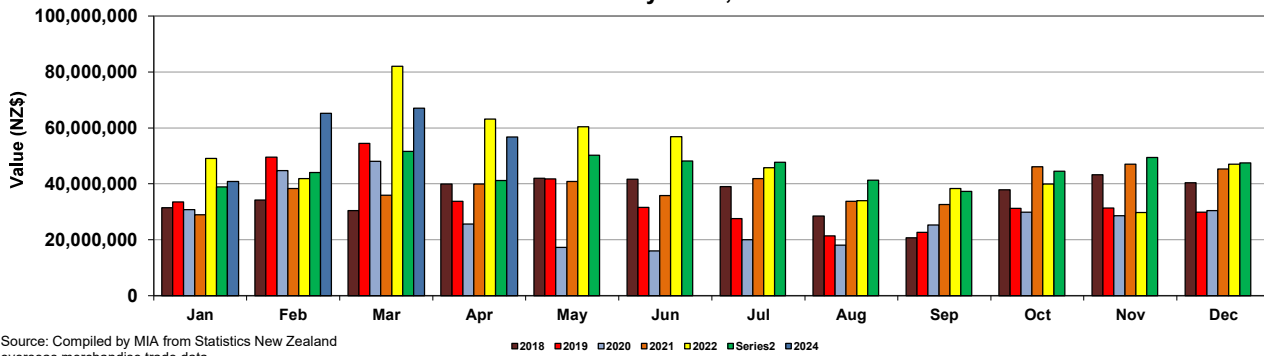
Source: Compiled by MIA from Statistics New Zealand overseas merchandise trade data

Monthly exports of sheepmeat and edible offal to the United States, 2018-2024, by value (NZ\$)

	2018												
	Jan	Feb	Mar	Apr	May	Jun	Jul	Aug	Sep	Oct	Nov	Dec	
Sheepmeat exports	31,480,087	34,162,857	30,436,272	39,901,161	41,934,730	41,696,983	39,016,460	28,488,135	20,733,587	37,917,762	43,227,422	40,367,591	429,363,047
Edible ovine offal	917,604	1,406,740	753,822	987,939	627,424	621,848	282,800	211,311	188,300	85,028	375,494	288,457	6,746,767
Total (sheepmeat + offal)	32,397,691	35,569,597	31,190,094	40,889,100	42,562,154	42,318,831	39,299,260	28,699,446	20,921,887	38,002,790	43,602,916	40,656,048	403,712,123
	2019												
	Jan	Feb	Mar	Apr	May	Jun	Jul	Aug	Sep	Oct	Nov	Dec	
Sheepmeat exports	33,524,677	49,563,613	54,509,918	33,700,315	41,728,686	31,606,071	27,581,438	21,395,409	22,634,173	31,220,319	31,362,160	29,906,558	408,733,337
Edible ovine offal	434,679	1,093,941	1,418,833	1,140,987	1,357,608	802,365	598,125	415,046	401,907	570,290	314,161	252,931	8,800,873
Total (sheepmeat + offal)	33,959,356	50,657,554	55,928,751	34,841,302	43,086,294	32,408,436	28,179,563	21,810,455	23,036,080	31,790,609	31,676,321	30,159,489	417,534,210
	2020												
	Jan	Feb	Mar	Apr	May	Jun	Jul	Aug	Sep	Oct	Nov	Dec	
Sheepmeat exports	30,830,470	44,760,001	48,091,733	25,635,763	17,270,297	15,990,021	20,065,622	18,093,002	25,201,138	29,820,309	28,600,418	30,406,274	334,765,048
Edible ovine offal	288,561	1,097,694	1,245,389	778,234	495,010	407,269	636,331	754,538	741,368	409,921	392,711	744,563	7,991,589
Total (sheepmeat + offal)	31,119,031	45,857,695	49,337,122	26,413,997	17,765,307	16,397,290	20,701,953	18,847,540	25,942,506	30,230,230	28,993,129	31,150,837	342,756,637
	2021												
	Jan	Feb	Mar	Apr	May	Jun	Jul	Aug	Sep	Oct	Nov	Dec	
Sheepmeat exports	28,948,986	38,371,882	35,964,056	39,988,035	40,909,573	35,801,718	41,894,023	33,720,858	32,616,064	46,166,856	47,077,882	45,307,607	466,767,540
Edible ovine offal	520,614	941,687	1,056,469	1,103,886	483,852	825,847	994,443	480,696	451,859	517,893	801,468	363,885	8,542,599
Total (sheepmeat + offal)	29,469,600	39,313,569	37,020,525	41,091,921	41,393,425	36,627,565	42,888,466	34,201,554	33,067,923	46,684,749	47,879,350	45,671,492	475,310,139
	2022												
	Jan	Feb	Mar	Apr	May	Jun	Jul	Aug	Sep	Oct	Nov	Dec	
Sheepmeat exports	49,035,958	41,815,384	82,010,912	63,187,098	60,396,372	56,880,568	45,823,213	33,928,755	38,282,911	39,933,595	29,777,028	46,978,595	588,050,389
Edible ovine offal	843,175	273,812	1,451,871	424,438	1,351,983	1,086,414	943,537	786,763	498,644	514,893	966,395	436,353	9,578,278
Total (sheepmeat + offal)	49,879,133	42,089,196	83,462,783	63,611,536	61,748,355	57,966,982	46,766,750	34,715,518	38,781,555	40,448,488	30,743,423	47,414,948	597,628,667
	2023												
	Jan	Feb	Mar	Apr	May	Jun	Jul	Aug	Sep	Oct	Nov	Dec	
Sheepmeat exports	38,907,844	44,006,852	51,627,576	41,134,077	50,170,463	48,162,936	47,673,452	41,264,072	37,226,937	44,537,194	49,423,073	47,496,244	541,630,720
Edible ovine offal	1,260,177	1,206,653	1,271,973	1,511,996	509,894	1,105,423	434,441	603,230	271,504	402,326	457,345	311,880	9,346,842
Total (sheepmeat + offal)	40,168,021	45,213,505	52,899,549	42,646,073	50,680,357	49,268,359	48,107,893	41,867,302	37,498,441	44,939,520	49,880,418	47,808,124	550,977,562
	2024												
	Jan	Feb	Mar	Apr	May	Jun	Jul	Aug	Sep	Oct	Nov	Dec	
Sheepmeat exports	40,845,620	65,225,989	67,036,778	56,748,885									229,857,272
Edible ovine offal	222,203	824,149	859,310	566,169									2,471,831
Total (sheepmeat + offal)	41,067,823	66,050,138	67,896,088	57,315,054									232,329,103

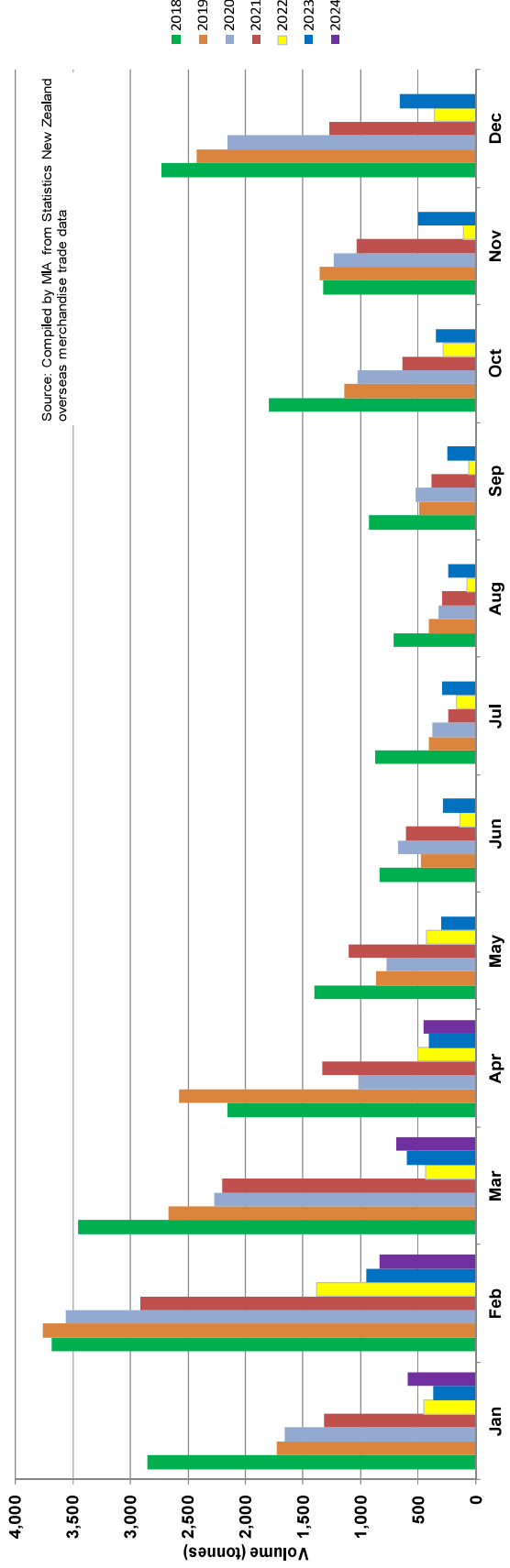
Source: Compiled by MIA from Statistics New Zealand overseas merchandise trade data

Monthly exports of sheepmeat to the United States, by value, 2018 - 2024

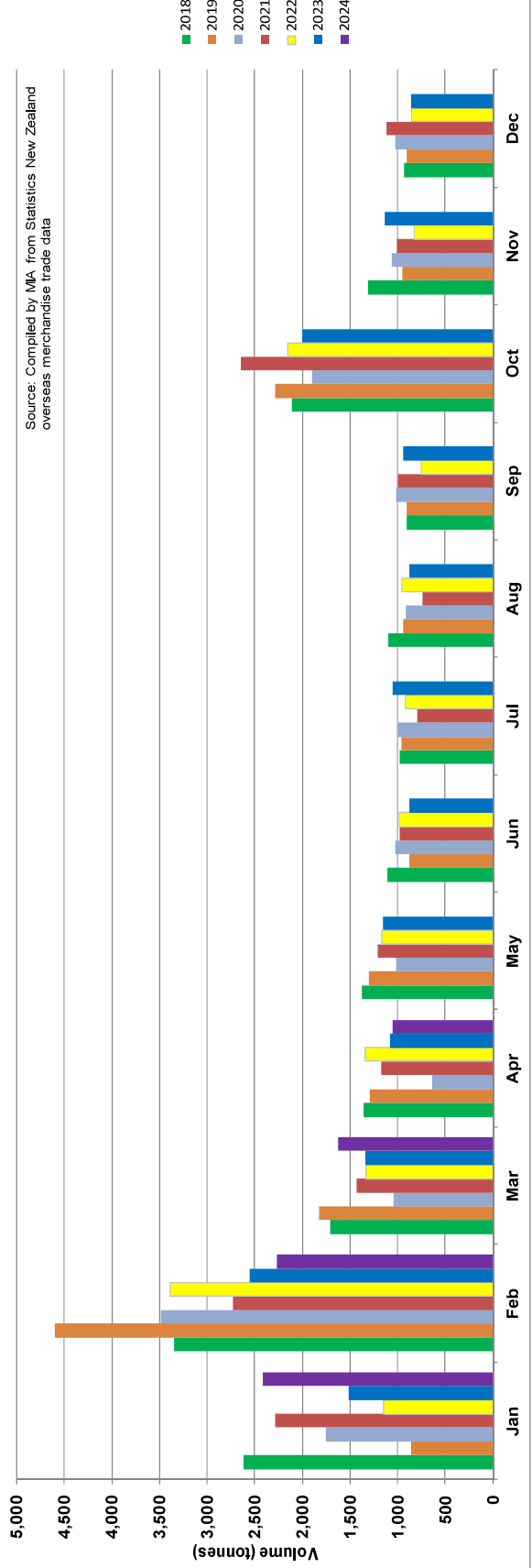


Source: Compiled by MIA from Statistics New Zealand overseas merchandise trade data

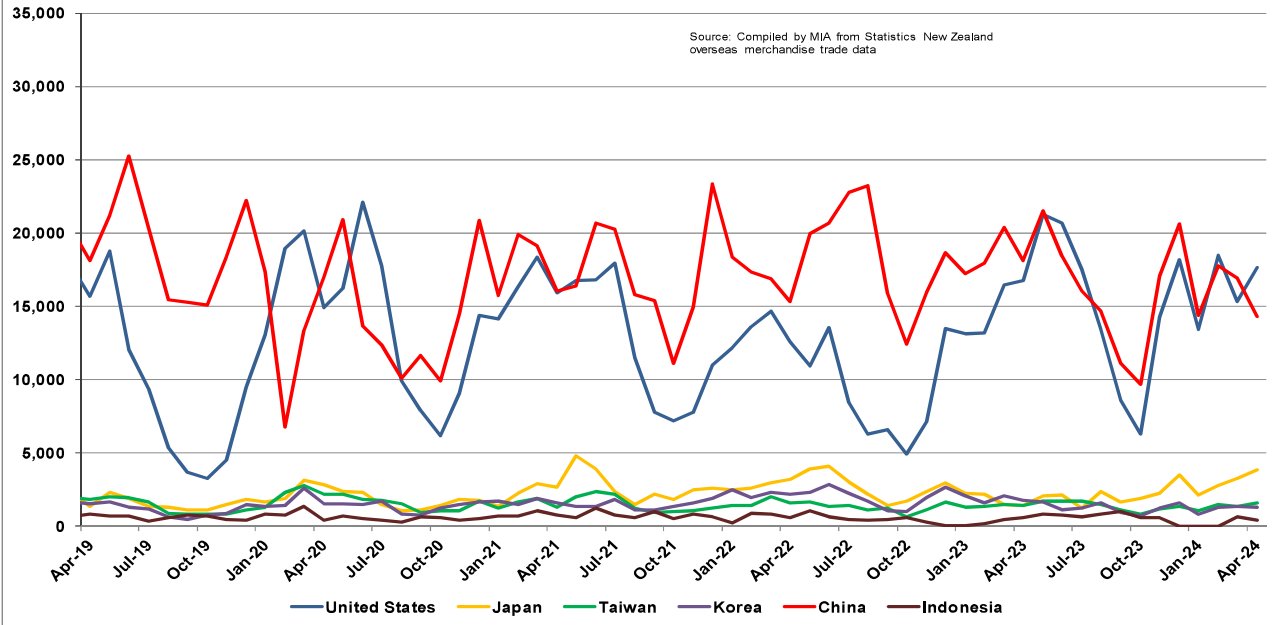
Monthly chilled lamb exports to the UK by volume (tonnes)



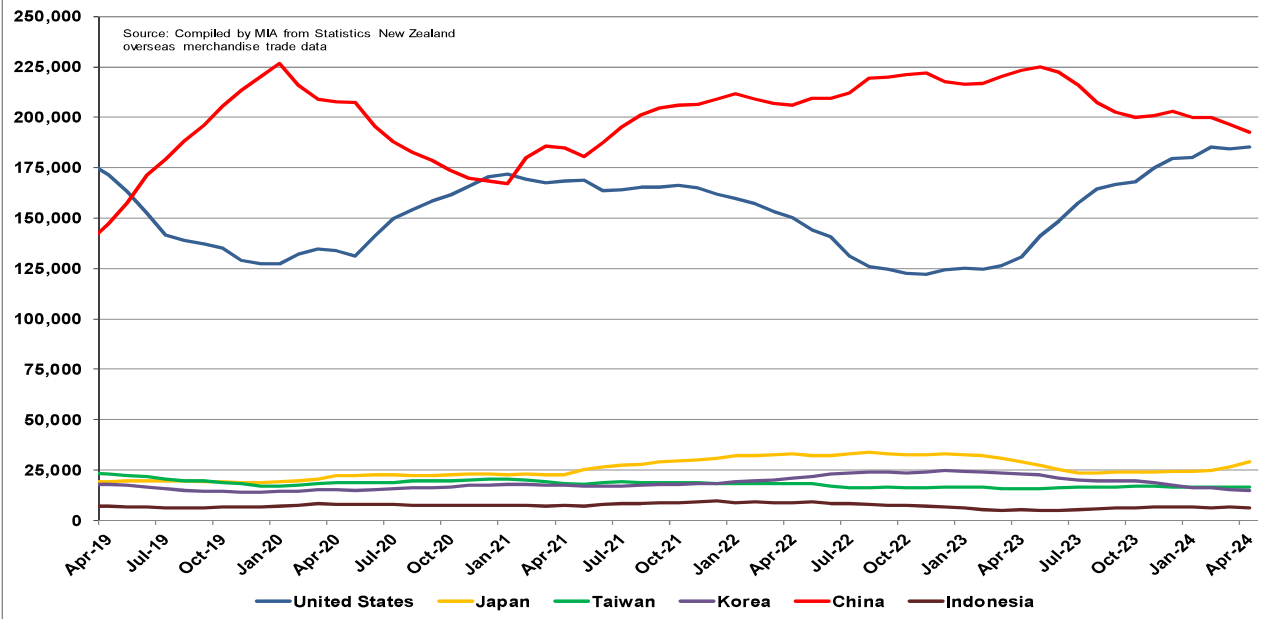
Monthly chilled lamb exports to EU (excluding UK) by volume (tonnes)



Monthly beef exports to selected markets by volume (tonnes)



Beef exports to selected markets - rolling 12 month volume (tonnes)

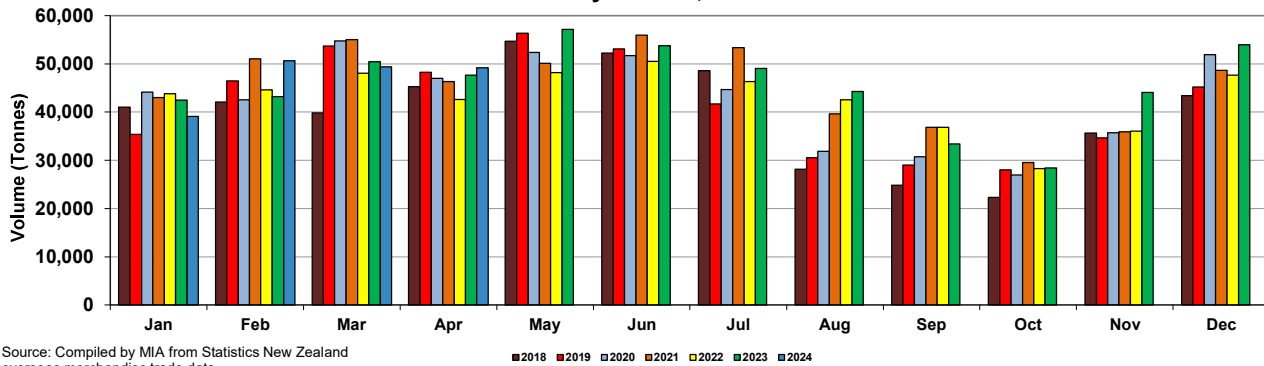


**Monthly exports of beef and edible offal to all market, 2018-2024, by volume
(Tonnes)**

	2018												
	Jan	Feb	Mar	Apr	May	Jun	Jul	Aug	Sep	Oct	Nov	Dec	
Beef exports	37,689	38,451	36,195	41,278	50,034	46,983	44,375	25,426	22,518	20,171	32,449	39,655	435,224
Edible beef offal	3,336	3,632	3,650	3,983	4,666	5,233	4,205	2,734	2,317	2,175	3,232	3,724	42,885
Total (beef + offal)	41,025	42,082	39,845	45,261	54,700	52,217	48,580	28,160	24,834	22,346	35,680	43,379	478,109
	2019												
	Jan	Feb	Mar	Apr	May	Jun	Jul	Aug	Sep	Oct	Nov	Dec	
Beef exports	32,596	42,368	48,874	44,103	51,713	48,674	38,094	28,119	26,378	25,649	31,654	41,472	459,693
Edible beef offal	2,803	4,148	4,836	4,208	4,670	4,452	3,616	2,438	2,629	2,358	2,965	3,768	42,892
Total (beef + offal)	35,398	46,516	53,710	48,311	56,383	53,125	41,710	30,557	29,007	28,007	34,620	45,239	502,585
	2020												
	Jan	Feb	Mar	Apr	May	Jun	Jul	Aug	Sep	Oct	Nov	Dec	
Beef exports	40,354	38,611	50,284	43,496	48,701	47,394	40,574	29,126	28,099	24,551	32,977	47,594	471,761
Edible beef offal	3,781	3,950	4,449	3,487	3,686	4,343	4,109	2,704	2,663	2,459	2,751	4,332	42,714
Total (beef + offal)	44,135	42,561	54,733	46,983	52,387	51,737	44,683	31,829	30,762	27,011	35,728	51,926	514,475
	2021												
	Jan	Feb	Mar	Apr	May	Jun	Jul	Aug	Sep	Oct	Nov	Dec	
Beef exports	39,446	47,532	50,198	42,959	46,162	51,455	49,370	36,153	33,763	27,322	33,278	44,900	502,538
Edible beef offal	3,578	3,497	4,861	3,387	3,966	4,475	4,034	3,481	3,051	2,250	2,626	3,746	42,952
Total (beef + offal)	43,024	51,029	55,059	46,346	50,128	55,930	53,404	39,634	36,815	29,571	35,904	48,646	545,491
	2022												
	Jan	Feb	Mar	Apr	May	Jun	Jul	Aug	Sep	Oct	Nov	Dec	
Beef exports	40,716	41,690	44,448	39,527	44,640	47,052	42,906	39,829	33,719	26,412	33,237	44,700	478,877
Edible beef offal	3,072	2,932	3,659	3,129	3,547	3,475	3,454	2,716	3,100	1,877	2,800	2,940	36,701
Total (beef + offal)	43,787	44,622	48,106	42,656	48,187	50,527	46,360	42,545	36,819	28,289	36,037	47,640	515,577
	2023												
	Jan	Feb	Mar	Apr	May	Jun	Jul	Aug	Sep	Oct	Nov	Dec	
Beef exports	40,070	40,218	46,594	44,161	52,786	50,168	45,003	41,114	31,097	26,320	41,226	50,464	509,221
Edible beef offal	2,437	3,009	3,863	3,523	4,395	3,621	4,050	3,215	2,308	2,089	2,904	3,490	38,904
Total (beef + offal)	42,507	43,227	50,457	47,684	57,181	53,789	49,053	44,329	33,405	28,409	44,130	53,954	548,125
	2024												
	Jan	Feb	Mar	Apr	May	Jun	Jul	Aug	Sep	Oct	Nov	Dec	
Beef exports	36,520	47,157	44,884	45,174									173,735
Edible beef offal	2,586	3,539	4,468	3,984									14,577
Total (beef + offal)	39,106	50,696	49,352	49,158									188,312

Source: Compiled by MIA from Statistics New Zealand overseas merchandise trade data

**Monthly exports of beef and edible offal to all markets,
by volume, 2018 - 2024**



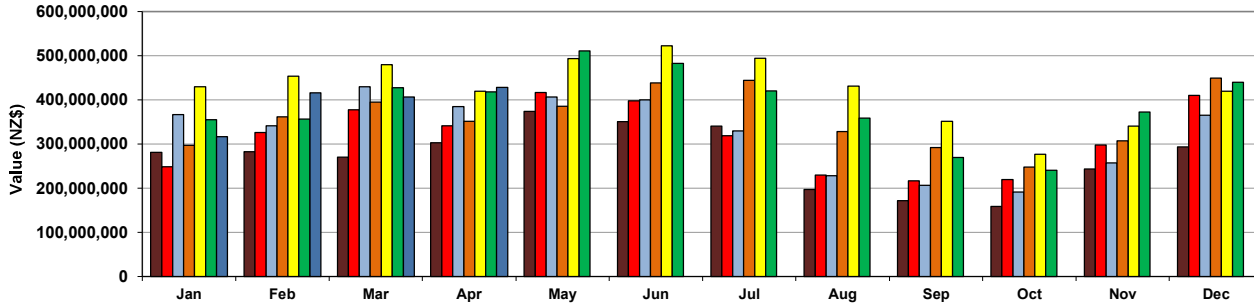
Source: Compiled by MIA from Statistics New Zealand overseas merchandise trade data

**Monthly exports of beef and edible offal to all markets, 2018-2024, by value
(NZ\$)**

	2018												
	Jan	Feb	Mar	Apr	May	Jun	Jul	Aug	Sep	Oct	Nov	Dec	
Beef exports	267,322,660	268,222,846	256,618,700	286,651,648	354,498,570	329,389,742	321,901,011	186,250,449	161,966,946	149,981,708	230,726,630	277,899,515	3,091,430,425
Edible beef offal	13,654,526	14,436,421	13,686,151	16,260,946	19,262,660	21,286,804	18,137,564	10,686,006	9,652,923	8,541,825	12,887,317	15,313,758	173,806,901
Total (beef + offal)	280,977,186	282,659,267	270,304,851	302,912,594	373,761,230	350,676,546	340,038,575	196,936,455	171,619,869	158,523,533	243,613,947	293,213,273	3,265,237,326
	2019												
	Jan	Feb	Mar	Apr	May	Jun	Jul	Aug	Sep	Oct	Nov	Dec	
Beef exports	236,471,903	309,349,292	357,158,824	322,467,778	394,146,119	375,779,958	300,448,755	218,279,066	204,210,023	209,054,663	282,411,128	390,175,898	3,599,953,407
Edible beef offal	11,820,051	16,409,493	20,753,683	18,828,036	22,760,385	22,320,612	18,117,246	11,739,363	12,151,756	10,649,496	15,295,435	19,865,879	200,711,435
Total (beef + offal)	248,291,954	325,758,785	377,912,507	341,295,814	416,906,504	398,100,570	318,566,001	230,018,429	216,361,779	219,704,159	297,706,563	410,041,777	3,800,664,842
	2020												
	Jan	Feb	Mar	Apr	May	Jun	Jul	Aug	Sep	Oct	Nov	Dec	
Beef exports	348,639,777	322,462,478	405,384,765	364,063,579	386,313,674	379,403,918	310,441,506	215,683,414	195,980,215	179,827,550	244,167,266	344,164,129	3,696,532,271
Edible beef offal	17,999,598	19,098,898	24,271,546	20,307,181	20,590,167	20,111,250	19,060,673	12,230,113	10,259,446	11,234,548	12,848,080	20,862,703	208,874,203
Total (beef + offal)	366,639,375	341,561,376	429,656,311	384,370,760	406,903,841	399,515,168	329,502,179	227,913,527	206,239,661	191,062,098	257,015,346	365,026,832	3,905,406,474
	2021												
	Jan	Feb	Mar	Apr	May	Jun	Jul	Aug	Sep	Oct	Nov	Dec	
Beef exports	280,071,248	343,005,861	368,776,335	331,837,913	361,489,214	411,064,039	414,119,684	305,064,553	270,059,858	230,251,902	288,457,258	427,623,777	4,031,821,642
Edible beef offal	16,991,941	18,380,055	25,760,490	19,461,351	24,255,869	27,153,113	29,756,056	23,119,299	22,033,581	17,086,845	18,715,440	21,824,945	264,538,985
Total (beef + offal)	297,063,189	361,385,916	394,536,825	351,299,264	385,745,083	438,217,152	443,875,740	328,183,852	292,093,439	247,338,747	307,172,698	449,448,722	4,296,360,627
	2022												
	Jan	Feb	Mar	Apr	May	Jun	Jul	Aug	Sep	Oct	Nov	Dec	
Beef exports	404,357,551	433,183,069	451,569,597	395,008,012	467,142,561	493,728,528	464,918,503	408,572,085	329,174,627	263,263,684	321,810,941	397,539,668	4,830,268,826
Edible beef offal	25,225,486	20,211,519	28,266,523	24,184,167	26,355,242	28,514,063	29,234,585	22,640,124	22,105,835	13,305,958	18,715,372	21,826,154	280,585,028
Total (beef + offal)	429,583,037	453,394,588	479,836,120	419,192,179	493,497,803	522,242,591	494,153,088	431,212,209	351,280,462	276,569,642	340,526,313	419,365,822	5,110,853,854
	2023												
	Jan	Feb	Mar	Apr	May	Jun	Jul	Aug	Sep	Oct	Nov	Dec	
Beef exports	340,100,951	337,115,305	402,388,437	395,077,765	481,870,727	455,076,048	392,564,436	337,427,870	256,055,957	227,071,392	354,155,802	417,048,608	4,395,953,298
Edible beef offal	15,131,033	19,293,027	25,011,246	23,110,720	29,144,536	27,327,606	28,010,511	21,504,785	13,562,536	13,332,723	17,994,060	22,648,805	256,071,588
Total (beef + offal)	355,231,984	356,408,332	427,399,683	418,188,485	511,015,263	482,403,654	420,574,947	358,932,655	269,618,493	240,404,115	372,149,862	439,697,413	4,652,024,886
	2024												
	Jan	Feb	Mar	Apr	May	Jun	Jul	Aug	Sep	Oct	Nov	Dec	
Beef exports	300,788,994	395,342,514	379,882,588	402,535,524									1,478,549,620
Edible beef offal	15,835,038	20,655,900	26,374,192	25,703,584									88,568,714
Total (beef + offal)	316,624,032	415,998,414	406,256,780	428,239,108									1,567,118,334

Source: Compiled by MIA from Statistics New Zealand overseas merchandise trade data

**Monthly exports of beef and edible offal to all markets,
by value, 2018 - 2024**



Source: Compiled by MIA from Statistics New Zealand overseas merchandise trade data

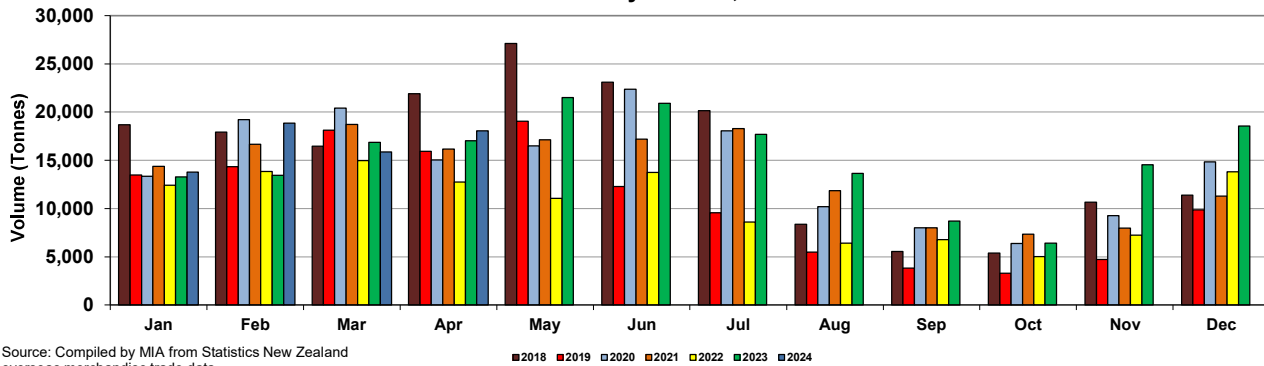
■ 2018 ■ 2019 ■ 2020 ■ 2022 ■ 2023 ■ 2024

**Monthly exports of beef and edible offal to the United States, 2018-2024, by volume
(Tonnes)**

	2018												
	Jan	Feb	Mar	Apr	May	Jun	Jul	Aug	Sep	Oct	Nov	Dec	
Beef exports	18,528	17,772	16,325	21,814	26,934	22,946	19,927	8,307	5,411	5,326	10,415	11,158	184,863
Edible beef offal	165	170	141	90	195	156	221	54	146	66	262	245	1,911
Total (beef + offal)	18,693	17,942	16,466	21,904	27,129	23,102	20,148	8,361	5,557	5,392	10,677	11,403	186,774
	2019												
	Jan	Feb	Mar	Apr	May	Jun	Jul	Aug	Sep	Oct	Nov	Dec	
Beef exports	13,296	14,093	17,812	15,671	18,757	12,073	9,376	5,369	3,690	3,242	4,533	9,496	127,408
Edible beef offal	205	242	326	254	299	230	205	133	142	61	196	357	2,650
Total (beef + offal)	13,501	14,335	18,138	15,925	19,056	12,303	9,581	5,502	3,832	3,303	4,729	9,853	130,058
	2020												
	Jan	Feb	Mar	Apr	May	Jun	Jul	Aug	Sep	Oct	Nov	Dec	
Beef exports	13,050	18,977	20,176	14,893	16,245	22,117	17,752	9,940	7,894	6,181	9,096	14,402	170,723
Edible beef offal	284	233	247	139	260	255	309	245	110	199	153	434	2,868
Total (beef + offal)	13,334	19,210	20,423	15,032	16,505	22,372	18,061	10,185	8,004	6,380	9,249	14,836	173,591
	2021												
	Jan	Feb	Mar	Apr	May	Jun	Jul	Aug	Sep	Oct	Nov	Dec	
Beef exports	14,125	16,336	18,357	15,949	16,774	16,849	17,931	11,537	7,794	7,188	7,795	11,012	161,647
Edible beef offal	254	329	358	210	344	350	365	297	215	166	183	282	3,353
Total (beef + offal)	14,379	16,665	18,715	16,159	17,118	17,199	18,296	11,834	8,009	7,354	7,978	11,294	165,000
	2022												
	Jan	Feb	Mar	Apr	May	Jun	Jul	Aug	Sep	Oct	Nov	Dec	
Beef exports	12,194	13,632	14,690	12,615	10,905	13,525	8,433	6,264	6,581	4,918	7,099	13,471	124,327
Edible beef offal	236	208	298	138	152	221	164	156	187	120	143	336	2,359
Total (beef + offal)	12,430	13,840	14,988	12,753	11,057	13,746	8,597	6,420	6,768	5,038	7,242	13,807	126,686
	2023												
	Jan	Feb	Mar	Apr	May	Jun	Jul	Aug	Sep	Oct	Nov	Dec	
Beef exports	13,141	13,194	16,447	16,764	21,263	20,673	17,513	13,411	8,587	6,277	14,285	18,209	179,764
Edible beef offal	157	245	409	249	242	234	178	224	131	138	255	361	2,823
Total (beef + offal)	13,298	13,439	16,856	17,013	21,505	20,907	17,691	13,635	8,718	6,415	14,540	18,570	182,587
	2024												
	Jan	Feb	Mar	Apr	May	Jun	Jul	Aug	Sep	Oct	Nov	Dec	
Beef exports	13,460	18,507	15,347	17,678									64,992
Edible beef offal	321	354	541	386									1,602
Total (beef + offal)	13,781	18,861	15,888	18,064									66,594

Source: Compiled by MIA from Statistics New Zealand overseas merchandise trade data

**Monthly exports of beef and edible offal to the United States,
by volume, 2018 - 2024**



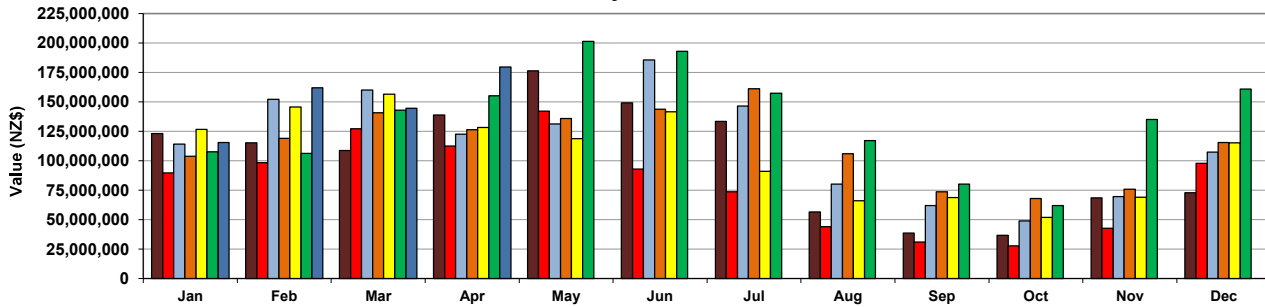
Source: Compiled by MIA from Statistics New Zealand overseas merchandise trade data

Monthly exports of beef and edible offal to the United States, 2018-2024, by value (NZ\$)

	2018												
	Jan	Feb	Mar	Apr	May	Jun	Jul	Aug	Sep	Oct	Nov	Dec	
Beef exports	121,737,698	113,430,953	107,699,139	137,893,978	175,178,273	147,648,625	131,286,228	55,996,771	37,404,094	35,872,799	66,288,777	70,473,261	1,200,910,596
Edible beef offal	1,334,483	1,636,946	1,153,152	823,111	1,140,644	1,455,283	2,113,605	519,944	1,238,766	675,154	2,108,165	2,319,062	16,518,315
Total (beef + offal)	123,072,181	115,067,899	108,852,291	138,717,089	176,318,917	149,103,908	133,399,833	56,516,715	38,642,860	36,547,953	68,396,942	72,792,323	1,217,428,911
	2019												
	Jan	Feb	Mar	Apr	May	Jun	Jul	Aug	Sep	Oct	Nov	Dec	
Beef exports	87,762,755	95,765,717	124,028,614	110,304,637	139,462,357	91,082,052	72,203,966	42,891,007	29,734,456	27,153,216	40,971,607	93,975,216	955,335,600
Edible beef offal	2,005,336	2,417,955	3,152,754	2,348,475	2,624,962	1,925,295	1,571,128	1,048,631	1,201,435	593,566	1,680,837	3,819,939	24,390,313
Total (beef + offal)	89,768,091	98,183,672	127,181,368	112,653,112	142,087,319	93,007,347	73,775,094	43,939,638	30,935,891	27,746,782	42,652,444	97,795,155	979,725,913
	2020												
	Jan	Feb	Mar	Apr	May	Jun	Jul	Aug	Sep	Oct	Nov	Dec	
Beef exports	111,677,091	150,205,152	157,657,008	121,273,777	129,170,226	183,494,978	144,249,012	77,882,891	60,950,594	47,026,918	67,809,100	103,167,068	1,354,563,815
Edible beef offal	2,442,346	2,094,102	2,346,588	1,192,562	2,076,104	2,004,001	2,287,079	2,140,106	1,010,803	1,715,698	1,739,097	4,189,107	25,237,593
Total (beef + offal)	114,119,437	152,299,254	160,003,596	122,466,339	131,246,330	185,498,979	146,536,091	80,022,997	61,961,397	48,742,616	69,548,197	107,356,175	1,379,801,408
	2021												
	Jan	Feb	Mar	Apr	May	Jun	Jul	Aug	Sep	Oct	Nov	Dec	
Beef exports	101,547,961	115,470,226	136,724,273	123,672,811	132,106,819	139,848,891	156,665,660	102,293,157	70,134,346	65,396,695	73,055,958	110,265,957	1,327,182,754
Edible beef offal	2,175,615	3,418,878	3,887,172	2,529,319	3,872,777	3,861,733	4,536,838	3,724,920	3,379,441	2,478,091	2,666,752	5,116,754	41,648,290
Total (beef + offal)	103,723,576	118,889,104	140,611,445	126,202,130	135,979,596	143,710,624	161,202,498	106,018,077	73,513,787	67,874,786	75,722,710	115,382,711	1,368,831,044
	2022												
	Jan	Feb	Mar	Apr	May	Jun	Jul	Aug	Sep	Oct	Nov	Dec	
Beef exports	122,995,693	142,571,152	152,822,670	126,466,620	116,852,820	139,609,687	89,272,931	64,370,193	66,608,788	50,364,470	67,630,718	111,451,645	1,251,017,387
Edible beef offal	3,551,463	2,995,200	3,628,366	1,683,631	1,715,047	2,106,743	1,818,503	1,537,502	2,188,411	1,441,497	1,449,854	3,727,184	27,843,401
Total (beef + offal)	126,547,156	145,566,352	156,451,036	128,150,251	118,567,867	141,716,430	91,091,434	65,907,695	68,797,199	51,805,967	69,080,572	115,178,829	1,278,860,788
	2023												
	Jan	Feb	Mar	Apr	May	Jun	Jul	Aug	Sep	Oct	Nov	Dec	
Beef exports	106,472,266	104,365,508	139,401,612	152,814,414	198,960,562	190,719,229	155,270,087	114,843,915	78,528,110	60,242,426	132,078,538	156,951,927	1,590,648,594
Edible beef offal	1,046,250	1,965,505	3,419,374	2,196,433	2,330,689	2,280,407	1,946,952	2,321,706	1,523,473	1,703,854	2,904,053	3,778,896	27,417,592
Total (beef + offal)	107,518,516	106,331,013	142,820,986	155,010,847	201,291,251	192,999,636	157,217,039	117,165,621	80,051,583	61,946,280	134,982,591	160,730,823	1,618,066,186
	2024												
	Jan	Feb	Mar	Apr	May	Jun	Jul	Aug	Sep	Oct	Nov	Dec	
Beef exports	112,130,557	159,064,085	139,356,693	176,196,250									586,747,585
Edible beef offal	3,321,929	3,016,201	5,145,584	3,485,095									14,968,809
Total (beef + offal)	115,452,486	162,080,286	144,502,277	179,681,345									601,716,394

Source: Compiled by MIA from Statistics New Zealand overseas merchandise trade data

Monthly exports of beef and edible offal to the United States, by value, 2018 - 2024



Source: Compiled by MIA from Statistics New Zealand overseas merchandise trade data

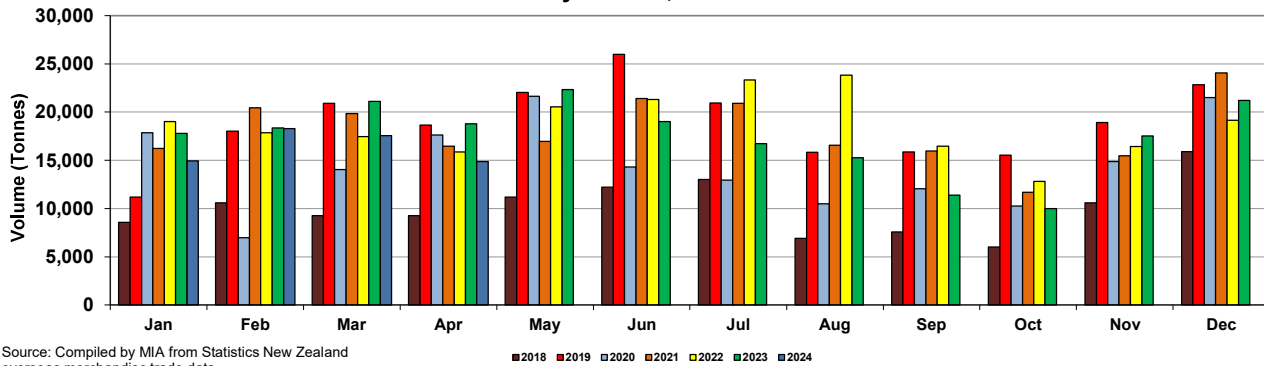
■ 2018 ■ 2019 ■ 2020 ■ 2021 ■ 2022 ■ 2023 ■ 2024

**Monthly, exports of beef and edible offal to China, 2018-2024, by volume
(Tonnes)**

	2018												
	Jan	Feb	Mar	Apr	May	Jun	Jul	Aug	Sep	Oct	Nov	Dec	
Beef exports	8,278	10,028	8,865	8,827	10,772	11,569	12,408	6,707	7,379	5,675	10,157	15,387	116,052
Edible beef offal	305	567	417	439	441	657	613	223	198	338	433	521	5,152
Total (beef + offal)	8,583	10,595	9,282	9,266	11,213	12,226	13,021	6,930	7,577	6,013	10,590	15,908	121,204
	2019												
	Jan	Feb	Mar	Apr	May	Jun	Jul	Aug	Sep	Oct	Nov	Dec	
Beef exports	10,868	17,512	20,309	18,107	21,253	25,290	20,303	15,448	15,282	15,126	18,340	22,206	220,044
Edible beef offal	338	530	604	571	792	701	661	396	577	407	587	643	6,807
Total (beef + offal)	11,206	18,042	20,913	18,678	22,045	25,991	20,964	15,844	15,859	15,533	18,927	22,849	226,851
	2020												
	Jan	Feb	Mar	Apr	May	Jun	Jul	Aug	Sep	Oct	Nov	Dec	
Beef exports	17,374	6,746	13,396	16,987	20,912	13,649	12,341	10,079	11,669	9,925	14,506	20,877	168,461
Edible beef offal	482	246	631	633	723	666	608	403	388	336	359	643	6,118
Total (beef + offal)	17,856	6,992	14,027	17,620	21,635	14,315	12,949	10,482	12,057	10,261	14,865	21,520	174,579
	2021												
	Jan	Feb	Mar	Apr	May	Jun	Jul	Aug	Sep	Oct	Nov	Dec	
Beef exports	15,772	19,942	19,166	16,052	16,422	20,678	20,281	15,836	15,396	11,131	14,990	23,343	209,009
Edible beef offal	442	494	689	436	538	715	620	720	580	547	500	728	7,009
Total (beef + offal)	16,214	20,436	19,855	16,488	16,960	21,393	20,901	16,556	15,976	11,678	15,490	24,071	216,018
	2022												
	Jan	Feb	Mar	Apr	May	Jun	Jul	Aug	Sep	Oct	Nov	Dec	
Beef exports	18,385	17,328	16,910	15,318	19,956	20,671	22,775	23,252	15,867	12,399	15,941	18,656	217,458
Edible beef offal	653	556	544	569	581	655	573	601	593	423	509	513	6,770
Total (beef + offal)	19,038	17,884	17,454	15,887	20,537	21,326	23,348	23,853	16,460	12,822	16,450	19,169	224,228
	2023												
	Jan	Feb	Mar	Apr	May	Jun	Jul	Aug	Sep	Oct	Nov	Dec	
Beef exports	17,253	17,966	20,406	18,160	21,506	18,408	16,020	14,679	11,098	9,662	17,039	20,611	202,808
Edible beef offal	545	378	704	627	819	625	728	583	312	355	477	588	6,741
Total (beef + offal)	17,798	18,344	21,110	18,787	22,325	19,033	16,748	15,262	11,410	10,017	17,516	21,199	209,549
	2024												
	Jan	Feb	Mar	Apr	May	Jun	Jul	Aug	Sep	Oct	Nov	Dec	
Beef exports	14,400	17,766	16,942	14,347									63,455
Edible beef offal	548	532	636	549									2,265
Total (beef + offal)	14,948	18,298	17,578	14,896									65,720

Source: Compiled by MIA from Statistics New Zealand overseas merchandise trade data

**Monthly exports of beef and edible offal to China,
by volume, 2018 - 2024**



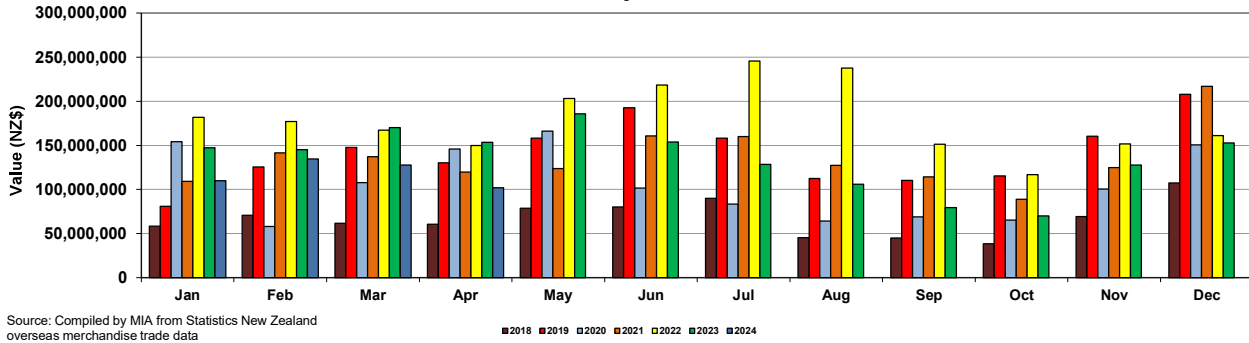
Source: Compiled by MIA from Statistics New Zealand overseas merchandise trade data

Monthly exports of beef and edible offal to China, 2018-2024, by value (NZ\$)

	2018												
	Jan	Feb	Mar	Apr	May	Jun	Jul	Aug	Sep	Oct	Nov	Dec	
Beef exports	57,048,528	68,308,910	60,008,523	58,417,172	76,274,279	77,095,942	87,056,786	44,213,393	43,918,431	37,330,496	67,602,269	104,824,491	782,099,220
Edible beef offal	1,463,198	2,330,633	1,780,730	2,028,866	2,329,546	3,041,232	2,796,332	1,027,483	897,107	1,174,688	1,720,933	2,599,765	23,190,513
Total (beef + offal)	58,511,726	70,639,543	61,789,253	60,446,038	78,603,825	80,137,174	89,853,118	45,240,876	44,815,538	38,505,184	69,323,202	107,424,256	805,289,733
								175,188,610					
	2019												
	Jan	Feb	Mar	Apr	May	Jun	Jul	Aug	Sep	Oct	Nov	Dec	
Beef exports	79,133,813	123,211,776	144,724,709	127,544,350	153,596,495	188,282,536	154,077,583	109,882,750	107,416,195	112,612,033	157,326,026	203,570,181	1,661,378,447
Edible beef offal	1,586,568	2,483,227	2,944,915	2,804,376	4,443,973	4,519,615	4,044,559	2,557,775	2,821,829	2,628,055	3,094,177	4,413,175	38,342,244
Total (beef + offal)	80,720,381	125,695,003	147,669,624	130,348,726	158,040,468	192,802,151	158,122,142	112,440,525	110,238,024	115,240,088	160,420,203	207,983,356	1,699,720,691
	2020												
	Jan	Feb	Mar	Apr	May	Jun	Jul	Aug	Sep	Oct	Nov	Dec	
Beef exports	151,111,563	56,318,838	103,805,232	141,725,513	161,240,782	97,470,629	79,693,238	62,052,041	67,086,487	63,545,976	98,333,980	147,121,298	1,229,505,577
Edible beef offal	3,069,234	1,574,528	3,966,513	4,223,068	4,911,216	4,018,631	3,872,839	2,296,481	1,792,503	1,833,246	2,105,021	3,313,993	36,977,273
Total (beef + offal)	154,180,797	57,893,366	107,771,745	145,948,581	166,151,998	101,489,260	83,566,077	64,348,522	68,878,990	65,379,222	100,439,001	150,435,291	1,266,482,850
	2021												
	Jan	Feb	Mar	Apr	May	Jun	Jul	Aug	Sep	Oct	Nov	Dec	
Beef exports	106,457,717	138,378,874	133,212,537	117,093,379	120,389,767	155,965,349	155,819,611	123,020,575	111,134,360	85,924,117	121,844,012	211,642,165	1,580,882,463
Edible beef offal	2,681,519	2,977,723	3,943,728	2,789,380	3,064,634	4,626,276	4,181,497	4,141,075	3,081,517	2,973,565	2,818,345	5,214,012	42,493,271
Total (beef + offal)	109,139,236	141,356,597	137,156,265	119,882,759	123,454,401	160,591,625	160,001,108	127,161,650	114,215,877	88,897,682	124,662,357	216,856,177	1,623,375,734
	2022												
	Jan	Feb	Mar	Apr	May	Jun	Jul	Aug	Sep	Oct	Nov	Dec	
Beef exports	176,693,581	172,855,638	163,055,808	145,800,920	198,733,155	213,156,800	240,202,415	232,198,729	147,180,598	114,088,288	147,518,487	156,811,206	2,108,295,625
Edible beef offal	5,033,304	4,313,246	4,324,544	4,065,155	4,563,648	5,253,798	5,571,694	5,607,272	4,136,896	2,755,206	4,206,659	4,350,173	54,181,595
Total (beef + offal)	181,726,885	177,168,884	167,380,352	149,866,075	203,296,803	218,410,598	245,774,109	237,806,001	151,317,494	116,843,494	151,725,146	161,161,379	2,162,477,220
	2023												
	Jan	Feb	Mar	Apr	May	Jun	Jul	Aug	Sep	Oct	Nov	Dec	
Beef exports	142,653,234	141,745,802	164,295,370	148,316,332	177,856,515	147,285,640	121,639,555	101,181,992	76,993,035	67,211,153	123,699,184	148,305,836	1,561,183,648
Edible beef offal	4,511,258	3,609,341	5,628,373	5,252,245	7,858,251	6,409,126	6,855,004	4,917,525	2,479,676	2,564,232	4,211,397	4,342,224	58,638,652
Total (beef + offal)	147,164,492	145,355,143	169,923,743	153,568,577	185,714,766	153,694,766	128,494,559	106,099,517	79,472,711	69,775,385	127,910,581	152,648,060	1,619,822,300
	2024												
	Jan	Feb	Mar	Apr	May	Jun	Jul	Aug	Sep	Oct	Nov	Dec	
Beef exports	105,822,067	130,489,357	122,917,945	97,944,744									457,174,113
Edible beef offal	3,901,937	3,925,299	4,710,474	4,044,522									16,582,232
Total (beef + offal)	109,724,004	134,414,656	127,628,419	101,989,266									473,756,345

Source: Compiled by MIA from Statistics New Zealand overseas merchandise trade data

Monthly exports of beef and edible offal to China, by value, 2018 - 2024



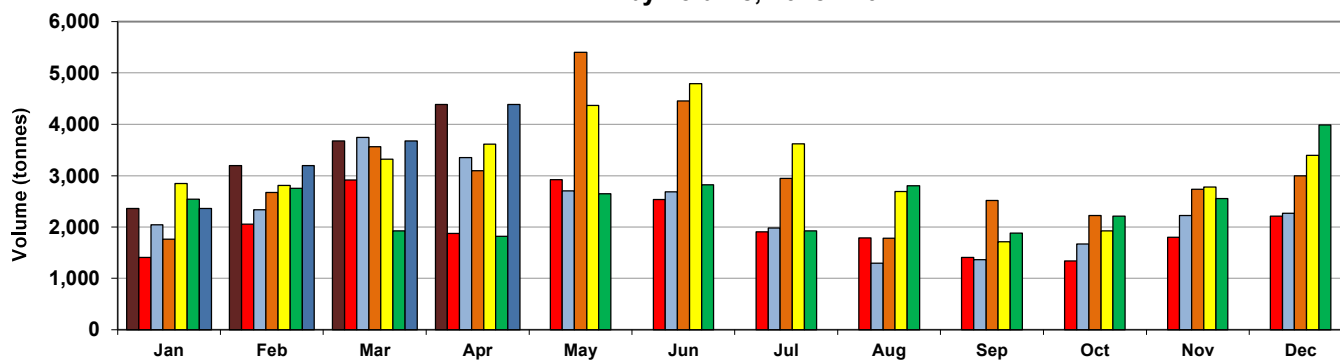
Source: Compiled by MIA from Statistics New Zealand overseas merchandise trade data

Monthly exports of beef and edible offal to Japan, 2018-2024, by volume
(Tonnes)

	2018												
	Jan	Feb	Mar	Apr	May	Jun	Jul	Aug	Sep	Oct	Nov	Dec	
Beef exports	991	1,066	1,244	1,196	1,986	1,726	1,398	1,294	1,526	1,046	1,778	1,953	17,204
Edible beef offal	348	370	395	510	571	567	462	504	291	228	354	406	5,006
Total (beef + offal)	1,339	1,436	1,639	1,706	2,557	2,293	1,860	1,798	1,817	1,274	2,132	2,359	22,210
	2019												
	Jan	Feb	Mar	Apr	May	Jun	Jul	Aug	Sep	Oct	Nov	Dec	
Beef exports	1,126	1,613	2,301	1,347	2,308	1,893	1,376	1,292	1,089	1,118	1,446	1,858	18,767
Edible beef offal	279	438	613	528	612	644	531	493	319	215	356	356	5,384
Total (beef + offal)	1,405	2,051	2,914	1,875	2,920	2,537	1,907	1,785	1,408	1,333	1,802	2,214	24,151
	2020												
	Jan	Feb	Mar	Apr	May	Jun	Jul	Aug	Sep	Oct	Nov	Dec	
Beef exports	1,673	1,918	3,159	2,856	2,348	2,316	1,471	1,032	1,140	1,441	1,854	1,776	22,984
Edible beef offal	368	417	582	499	355	368	510	258	221	228	372	492	4,670
Total (beef + offal)	2,041	2,335	3,741	3,355	2,703	2,684	1,981	1,290	1,361	1,669	2,226	2,268	27,654
	2021												
	Jan	Feb	Mar	Apr	May	Jun	Jul	Aug	Sep	Oct	Nov	Dec	
Beef exports	1,364	2,262	2,902	2,663	4,817	3,903	2,360	1,456	2,185	1,858	2,455	2,627	30,852
Edible beef offal	399	411	658	435	584	550	585	327	329	366	278	372	5,294
Total (beef + offal)	1,763	2,673	3,560	3,098	5,401	4,453	2,945	1,783	2,514	2,224	2,733	2,999	36,146
	2022												
	Jan	Feb	Mar	Apr	May	Jun	Jul	Aug	Sep	Oct	Nov	Dec	
Beef exports	2,474	2,618	2,940	3,212	3,939	4,113	3,020	2,185	1,393	1,740	2,385	2,960	32,979
Edible beef offal	368	192	378	399	429	682	599	506	322	183	391	432	4,881
Total (beef + offal)	2,842	2,810	3,318	3,611	4,368	4,795	3,619	2,691	1,715	1,923	2,776	3,392	37,860
	2023												
	Jan	Feb	Mar	Apr	May	Jun	Jul	Aug	Sep	Oct	Nov	Dec	
Beef exports	2,222	2,204	1,502	1,422	2,097	2,155	1,248	2,340	1,631	1,890	2,242	3,478	24,431
Edible beef offal	316	549	421	395	549	667	672	464	252	323	309	509	5,426
Total (beef + offal)	2,538	2,753	1,923	1,817	2,646	2,822	1,920	2,804	1,883	2,213	2,551	3,987	29,857
	2024												
	Jan	Feb	Mar	Apr	May	Jun	Jul	Aug	Sep	Oct	Nov	Dec	
Beef exports	2,125	2,761	3,258	3,833									11,977
Edible beef offal	235	439	417	552									1,643
Total (beef + offal)	2,360	3,200	3,675	4,385									13,620

Source: Compiled by MIA from Statistics New Zealand overseas merchandise trade data

Monthly exports of beef and edible offal to Japan,
by volume, 2018 - 2024



Source: Compiled by MIA from Statistics New Zealand overseas merchandise trade data

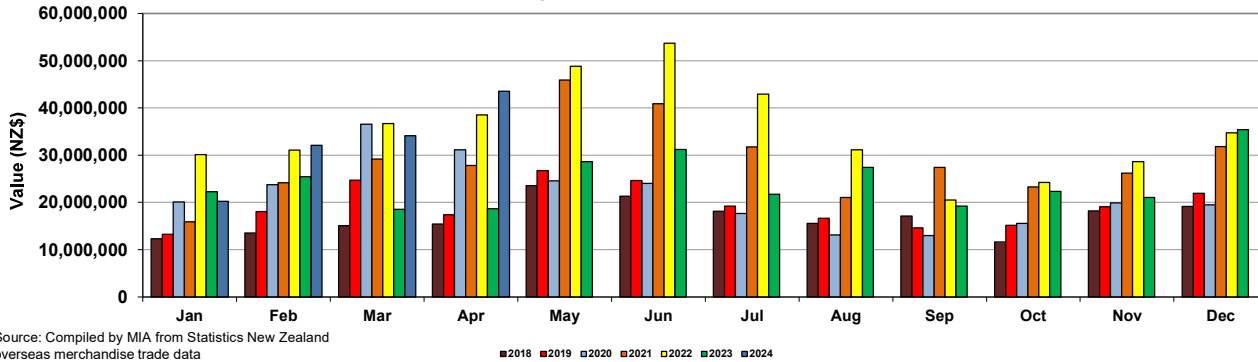
■ 2018 ■ 2019 ■ 2020 ■ 2021 ■ 2022 ■ 2023 ■ 2024

**Monthly exports of beef and edible offal to Japan, 2018-2024, by value
(NZ\$)**

	2018												
	Jan	Feb	Mar	Apr	May	Jun	Jul	Aug	Sep	Oct	Nov	Dec	
Beef exports	9,779,455	10,700,554	12,296,947	11,749,733	19,386,057	16,949,945	14,802,004	12,960,470	15,205,382	10,106,464	15,671,645	16,260,206	165,868,862
Edible beef offal	2,533,174	2,853,329	2,807,662	3,670,296	4,177,483	4,414,958	3,355,983	2,586,388	1,941,468	1,501,077	2,536,870	2,886,808	35,265,496
Total (beef + offal)	12,312,629	13,553,883	15,104,609	15,420,029	23,563,540	21,364,903	18,157,987	15,546,858	17,146,850	11,607,541	18,208,515	19,147,014	201,134,358
	2019												
	Jan	Feb	Mar	Apr	May	Jun	Jul	Aug	Sep	Oct	Nov	Dec	
Beef exports	11,117,467	14,662,406	19,870,719	13,078,684	21,047,534	18,158,568	14,038,748	13,279,209	11,801,655	12,874,108	15,216,767	18,223,895	183,369,760
Edible beef offal	2,147,519	3,424,031	4,872,947	4,307,088	5,743,817	6,459,681	5,203,154	3,364,319	2,853,483	2,267,303	3,897,477	3,715,542	48,256,361
Total (beef + offal)	13,264,986	18,086,437	24,743,666	17,385,772	26,791,351	24,618,249	19,241,902	16,643,528	14,655,138	15,141,411	19,114,244	21,939,437	231,626,121
	2020												
	Jan	Feb	Mar	Apr	May	Jun	Jul	Aug	Sep	Oct	Nov	Dec	
Beef exports	16,280,231	18,748,327	29,836,771	25,140,893	20,836,497	20,631,105	13,936,075	11,041,517	11,187,134	13,658,730	16,762,268	15,245,976	213,305,524
Edible beef offal	3,804,838	5,047,209	6,746,442	5,988,081	3,748,853	3,427,471	3,730,994	2,110,202	1,788,349	1,920,810	3,148,209	4,226,146	45,687,604
Total (beef + offal)	20,085,069	23,795,536	36,583,213	31,128,974	24,585,350	24,058,576	17,667,069	13,151,719	12,975,483	15,579,540	19,910,477	19,472,122	258,993,128
	2021												
	Jan	Feb	Mar	Apr	May	Jun	Jul	Aug	Sep	Oct	Nov	Dec	
Beef exports	12,081,640	20,217,360	22,351,539	22,826,910	38,792,978	33,548,576	22,501,580	14,485,913	20,075,375	16,729,665	21,922,516	25,276,201	270,810,253
Edible beef offal	3,828,062	3,964,669	6,836,882	4,975,886	7,172,762	7,339,758	9,283,632	6,585,728	7,385,923	6,540,398	4,275,964	6,525,804	74,715,468
Total (beef + offal)	15,909,702	24,182,029	29,188,421	27,802,796	45,965,740	40,888,334	31,785,212	21,071,641	27,461,298	23,270,063	26,198,480	31,802,005	345,525,721
	2022												
	Jan	Feb	Mar	Apr	May	Jun	Jul	Aug	Sep	Oct	Nov	Dec	
Beef exports	24,266,188	28,357,034	30,494,546	32,255,744	42,897,125	43,514,147	33,272,446	23,329,078	15,487,573	21,697,489	23,698,740	29,531,603	348,801,713
Edible beef offal	5,865,321	2,719,430	6,197,838	6,286,159	5,973,213	10,213,765	9,699,169	7,860,391	5,039,531	2,568,933	4,945,541	5,190,923	72,560,214
Total (beef + offal)	30,131,509	31,076,464	36,692,384	38,541,903	48,870,338	53,727,912	42,971,615	31,189,469	20,527,104	24,266,422	28,644,281	34,722,526	421,361,927
	2023												
	Jan	Feb	Mar	Apr	May	Jun	Jul	Aug	Sep	Oct	Nov	Dec	
Beef exports	18,635,763	19,789,287	14,306,548	13,913,372	22,050,721	22,660,094	12,798,327	21,616,857	16,246,460	18,139,647	20,569,234	29,388,301	230,114,611
Edible beef offal	3,636,148	5,642,553	4,247,254	4,752,319	6,554,545	8,566,078	8,929,871	5,837,148	2,995,159	4,201,243	456,885	6,020,141	61,839,344
Total (beef + offal)	22,271,911	25,431,840	18,553,802	18,665,691	28,605,266	31,226,172	21,728,198	27,454,005	19,241,619	22,340,890	21,026,119	35,408,442	291,953,955
	2024												
	Jan	Feb	Mar	Apr	May	Jun	Jul	Aug	Sep	Oct	Nov	Dec	
Beef exports	17,606,384	26,439,097	29,143,334	36,320,836									109,509,651
Edible beef offal	2,648,533	5,623,281	4,964,566	7,188,738									20,425,118
Total (beef + offal)	20,254,917	32,062,378	34,107,900	43,509,574									129,934,769

Source: Compiled by MIA from Statistics New Zealand overseas merchandise trade data

**Monthly exports of beef and edible offal to Japan,
by value, 2018 - 2024**



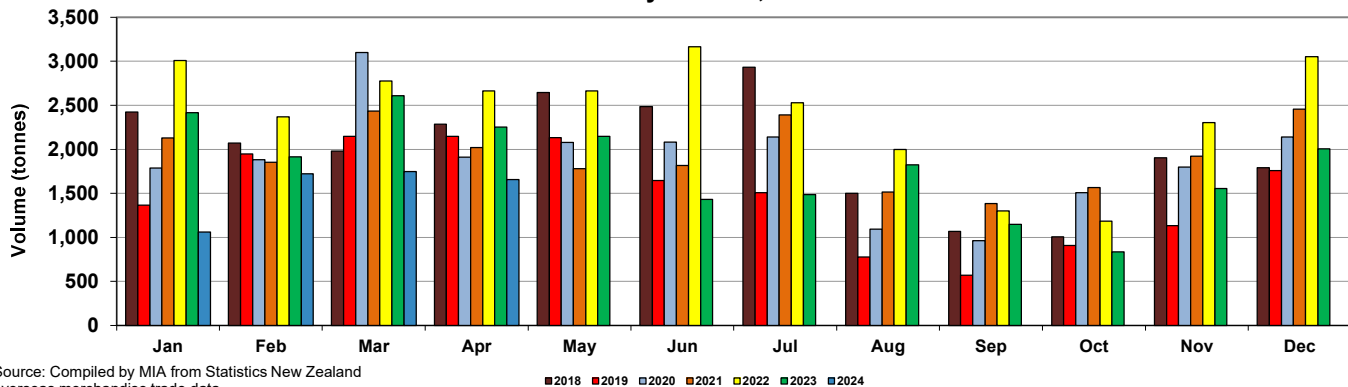
Source: Compiled by MIA from Statistics New Zealand overseas merchandise trade data

Monthly exports of beef and edible offal to Korea, 2018-2024, by volume
(Tonnes)

	2017												
	Jan	Feb	Mar	Apr	May	Jun	Jul	Aug	Sep	Oct	Nov	Dec	
Beef exports	1,791	1,795	1,788	1,418	2,244	2,196	1,959	1,229	866	861	1,303	1,771	19,221
Edible beef offal	491	540	492	505	711	746	481	274	259	258	366	541	5,664
Total (beef + offal)	2,282	2,335	2,280	1,923	2,955	2,942	2,440	1,503	1,125	1,119	1,669	2,312	24,885
	2018												
	Jan	Feb	Mar	Apr	May	Jun	Jul	Aug	Sep	Oct	Nov	Dec	
Beef exports	1,893	1,590	1,532	1,814	1,928	1,981	2,375	1,278	821	737	1,501	1,373	18,823
Edible beef offal	530	483	450	471	716	502	558	225	245	269	403	420	5,272
Total (beef + offal)	2,423	2,073	1,982	2,285	2,644	2,483	2,933	1,503	1,066	1,006	1,904	1,793	24,095
	2019												
	Jan	Feb	Mar	Apr	May	Jun	Jul	Aug	Sep	Oct	Nov	Dec	
Beef exports	1,021	1,472	1,648	1,547	1,634	1,266	1,184	621	459	729	865	1,470	13,916
Edible beef offal	344	474	498	599	499	378	326	157	113	179	269	289	4,125
Total (beef + offal)	1,365	1,946	2,146	2,146	2,133	1,644	1,510	778	572	908	1,134	1,759	18,041
	2020												
	Jan	Feb	Mar	Apr	May	Jun	Jul	Aug	Sep	Oct	Nov	Dec	
Beef exports	1,331	1,423	2,621	1,508	1,505	1,486	1,713	829	751	1,222	1,486	1,665	17,540
Edible beef offal	456	460	480	403	573	596	430	264	210	286	312	474	4,944
Total (beef + offal)	1,787	1,883	3,101	1,911	2,078	2,082	2,143	1,093	961	1,508	1,798	2,139	22,484
	2021												
	Jan	Feb	Mar	Apr	May	Jun	Jul	Aug	Sep	Oct	Nov	Dec	
Beef exports	1,697	1,443	1,899	1,570	1,383	1,372	1,826	1,134	1,136	1,358	1,588	1,910	18,316
Edible beef offal	433	410	535	450	396	445	564	380	250	209	336	545	4,953
Total (beef + offal)	2,130	1,853	2,434	2,020	1,779	1,817	2,390	1,514	1,386	1,567	1,924	2,455	23,269
	2022												
	Jan	Feb	Mar	Apr	May	Jun	Jul	Aug	Sep	Oct	Nov	Dec	
Beef exports	2,504	1,973	2,305	2,168	2,282	2,814	2,223	1,691	1,032	1,018	1,963	2,684	24,657
Edible beef offal	503	396	473	496	384	351	305	306	270	168	342	371	4,365
Total (beef + offal)	3,007	2,369	2,778	2,664	2,666	3,165	2,528	1,997	1,302	1,186	2,305	3,055	29,022
	2023												
	Jan	Feb	Mar	Apr	May	Jun	Jul	Aug	Sep	Oct	Nov	Dec	
Beef exports	2,091	1,595	2,077	1,767	1,635	1,091	1,214	1,587	927	724	1,236	1,595	17,539
Edible beef offal	325	322	533	485	515	342	272	238	219	109	319	412	4,091
Total (beef + offal)	2,416	1,917	2,610	2,252	2,150	1,433	1,486	1,825	1,146	833	1,555	2,007	21,630
	2024												
	Jan	Feb	Mar	Apr	May	Jun	Jul	Aug	Sep	Oct	Nov	Dec	
Beef exports	832	1,280	1,370	1,280									4,762
Edible beef offal	228	443	378	375									1,424
Total (beef + offal)	1,060	1,723	1,748	1,655									6,186

Source: Compiled by MIA from Statistics New Zealand overseas merchandise trade data

Monthly exports of beef and edible offal to Korea,
by volume, 2018 - 2024



Source: Compiled by MIA from Statistics New Zealand overseas merchandise trade data

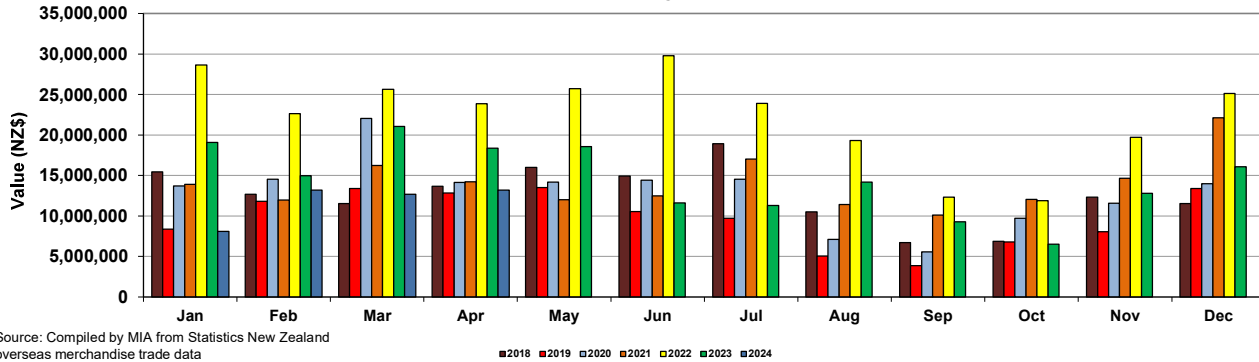
■ 2018 ■ 2019 ■ 2020 ■ 2021 ■ 2022 ■ 2023 ■ 2024

**Monthly exports of beef and edible offal to Korea, 2018-2024, by value
(NZ\$)**

	2018												
	Jan	Feb	Mar	Apr	May	Jun	Jul	Aug	Sep	Oct	Nov	Dec	
Beef exports	12,424,516	9,948,092	9,107,829	11,165,374	11,935,420	12,153,520	15,774,624	9,301,987	5,373,329	5,286,768	10,002,111	9,177,431	121,651,001
Edible beef offal	3,033,491	2,729,392	2,413,578	2,476,581	4,077,774	2,777,457	3,142,073	1,176,794	1,325,676	1,600,864	2,318,065	2,330,296	29,402,041
Total (beef + offal)	15,458,007	12,677,484	11,521,407	13,641,955	16,013,194	14,930,977	18,916,697	10,478,781	6,699,005	6,887,632	12,320,176	11,507,727	151,053,042
	2019												
	Jan	Feb	Mar	Apr	May	Jun	Jul	Aug	Sep	Oct	Nov	Dec	
Beef exports	6,441,354	9,378,180	10,483,818	9,512,875	10,170,912	8,103,370	7,584,501	4,046,950	3,178,453	5,657,626	6,127,317	11,487,302	92,172,658
Edible beef offal	1,917,304	2,448,232	2,910,619	3,340,558	3,345,106	2,461,620	2,145,689	1,007,765	705,470	1,127,482	1,931,756	1,913,050	25,254,651
Total (beef + offal)	8,358,658	11,826,412	13,394,437	12,853,433	13,516,018	10,564,990	9,730,190	5,054,715	3,883,923	6,785,108	8,059,073	13,400,352	117,427,309
	2020												
	Jan	Feb	Mar	Apr	May	Jun	Jul	Aug	Sep	Oct	Nov	Dec	
Beef exports	10,490,357	11,177,133	18,869,896	11,312,022	10,266,209	10,227,478	11,675,309	5,273,006	4,404,714	7,800,093	9,483,789	10,894,856	121,874,862
Edible beef offal	3,235,598	3,339,469	3,201,469	2,817,687	3,915,682	4,210,989	2,843,095	1,810,591	1,180,777	1,913,517	2,088,834	3,082,753	33,640,461
Total (beef + offal)	13,725,955	14,516,602	22,071,365	14,129,709	14,181,891	14,438,467	14,518,404	7,083,597	5,585,491	9,713,610	11,572,623	13,977,609	155,515,323
	2021												
	Jan	Feb	Mar	Apr	May	Jun	Jul	Aug	Sep	Oct	Nov	Dec	
Beef exports	11,142,152	9,304,311	12,675,053	11,096,586	9,360,544	9,355,049	12,765,088	8,504,355	8,174,409	10,318,556	12,040,680	17,357,151	132,093,934
Edible beef offal	2,750,035	2,641,697	3,545,724	3,116,881	2,653,803	3,130,436	4,265,334	2,904,920	1,919,712	1,728,833	2,622,450	4,764,222	36,044,047
Total (beef + offal)	13,892,187	11,946,008	16,220,777	14,213,467	12,014,347	12,485,485	17,030,422	11,409,275	10,094,121	12,047,389	14,663,130	22,121,373	168,137,981
	2022												
	Jan	Feb	Mar	Apr	May	Jun	Jul	Aug	Sep	Oct	Nov	Dec	
Beef exports	24,019,121	18,959,576	21,460,389	19,380,469	22,076,340	26,435,309	20,886,970	16,280,557	9,823,616	10,226,391	16,634,283	21,797,878	227,980,899
Edible beef offal	4,649,050	3,698,778	4,185,931	4,500,833	3,661,095	3,378,830	3,024,106	3,046,819	2,509,621	1,650,745	3,091,061	3,342,820	40,739,689
Total (beef + offal)	28,668,171	22,658,354	25,646,320	23,881,302	25,737,435	29,814,139	23,911,076	19,327,376	12,333,237	11,877,136	19,725,344	25,140,698	268,720,588
	2023												
	Jan	Feb	Mar	Apr	May	Jun	Jul	Aug	Sep	Oct	Nov	Dec	
Beef exports	16,109,859	12,236,306	16,170,574	13,679,131	13,523,651	8,223,470	8,924,683	11,964,450	7,359,500	5,508,413	9,969,435	12,711,589	136,381,061
Edible beef offal	2,959,988	2,751,528	4,886,963	4,701,638	5,026,914	3,375,896	2,376,838	2,200,906	1,910,239	986,916	2,807,455	3,363,276	37,348,557
Total (beef + offal)	19,069,847	14,987,834	21,057,537	18,380,769	18,550,565	11,599,366	11,301,521	14,165,356	9,269,739	6,495,329	12,776,890	16,074,865	173,729,618
	2024												
	Jan	Feb	Mar	Apr	May	Jun	Jul	Aug	Sep	Oct	Nov	Dec	
Beef exports	6,337,087	9,953,089	10,021,033	10,497,835									36,809,044
Edible beef offal	1,773,973	3,246,897	2,656,819	2,697,286									10,374,975
Total (beef + offal)	8,111,060	13,199,986	12,677,852	13,195,121									47,184,019

Source: Compiled by MIA from Statistics New Zealand overseas merchandise trade data

**Monthly exports of beef and edible offal to Korea,
by value, 2018 - 2024**



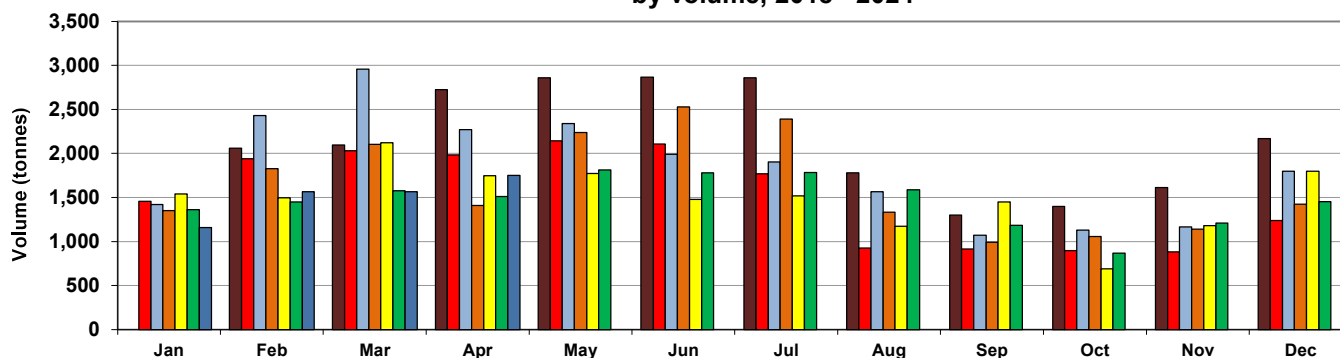
Source: Compiled by MIA from Statistics New Zealand overseas merchandise trade data

Monthly exports of beef and edible offal to Taiwan, 2018-2024, by volume
(Tonnes)

	2018												
	Jan	Feb	Mar	Apr	May	Jun	Jul	Aug	Sep	Oct	Nov	Dec	
Beef exports	1,715	1,958	1,977	2,487	2,648	2,705	2,679	1,699	1,198	1,360	1,551	2,057	24,034
Edible beef offal	98	100	122	239	211	161	183	81	102	39	60	111	1,507
Total (beef + offal)	1,813	2,058	2,099	2,726	2,859	2,866	2,862	1,780	1,300	1,399	1,611	2,168	23,728
	2019												
	Jan	Feb	Mar	Apr	May	Jun	Jul	Aug	Sep	Oct	Nov	Dec	
Beef exports	1,395	1,879	1,952	1,849	2,021	1,939	1,651	873	840	811	796	1,102	17,108
Edible beef offal	63	61	79	134	123	168	119	54	75	84	85	134	1,179
Total (beef + offal)	1,458	1,940	2,031	1,983	2,144	2,107	1,770	927	915	895	881	1,236	18,287
	2020												
	Jan	Feb	Mar	Apr	May	Jun	Jul	Aug	Sep	Oct	Nov	Dec	
Beef exports	1,293	2,287	2,810	2,158	2,190	1,832	1,753	1,507	946	1,076	1,082	1,683	20,617
Edible beef offal	128	144	149	113	149	158	150	58	123	53	82	118	1,425
Total (beef + offal)	1,421	2,431	2,959	2,271	2,339	1,990	1,903	1,565	1,069	1,129	1,164	1,801	22,042
	2021												
	Jan	Feb	Mar	Apr	May	Jun	Jul	Aug	Sep	Oct	Nov	Dec	
Beef exports	1,248	1,669	1,909	1,296	2,032	2,352	2,203	1,262	948	1,014	1,043	1,249	18,225
Edible beef offal	103	160	195	112	207	176	188	70	44	43	98	173	1,569
Total (beef + offal)	1,351	1,829	2,104	1,408	2,239	2,528	2,391	1,332	992	1,057	1,141	1,422	19,794
	2022												
	Jan	Feb	Mar	Apr	May	Jun	Jul	Aug	Sep	Oct	Nov	Dec	
Beef exports	1,411	1,388	1,983	1,594	1,629	1,356	1,413	1,099	1,261	629	1,109	1,634	16,506
Edible beef offal	129	110	141	155	145	122	105	76	187	61	69	166	1,466
Total (beef + offal)	1,540	1,498	2,124	1,749	1,774	1,478	1,518	1,175	1,448	690	1,178	1,800	17,972
	2023												
	Jan	Feb	Mar	Apr	May	Jun	Jul	Aug	Sep	Oct	Nov	Dec	
Beef exports	1,281	1,345	1,469	1,435	1,694	1,689	1,703	1,458	1,130	838	1,175	1,346	16,563
Edible beef offal	79	105	107	77	117	91	81	128	53	31	35	107	1,011
Total (beef + offal)	1,360	1,450	1,576	1,512	1,811	1,780	1,784	1,586	1,183	869	1,210	1,453	17,574
	2024												
	Jan	Feb	Mar	Apr	May	Jun	Jul	Aug	Sep	Oct	Nov	Dec	
Beef exports	1,074	1,474	1,359	1,577									5,484
Edible beef offal	86	92	208	174									560
Total (beef + offal)	1,160	1,566	1,567	1,751									6,044

Source: Compiled by MIA from Statistics New Zealand overseas merchandise trade data

Monthly exports of beef and edible offal to Taiwan,
by volume, 2018 - 2024



Source: Compiled by MIA from Statistics New Zealand overseas merchandise trade data

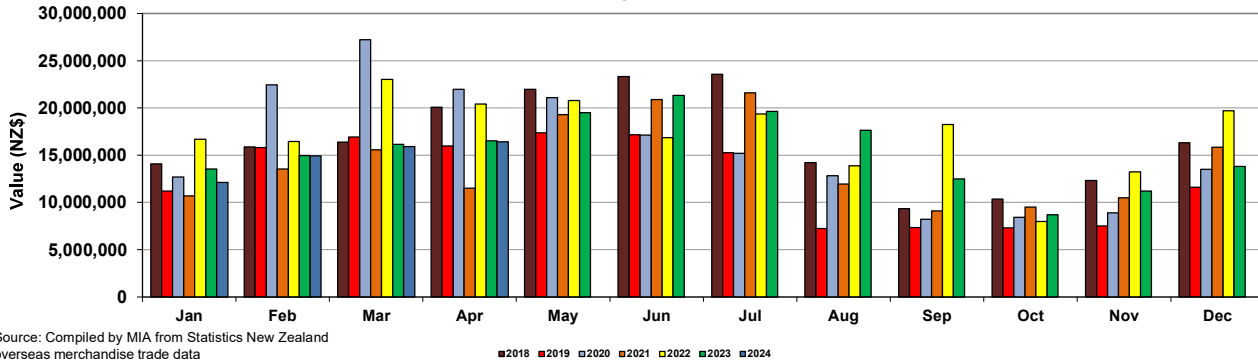
■ 2018 ■ 2019 ■ 2020 ■ 2021 ■ 2022 ■ 2023 ■ 2024

Monthly exports of beef and edible offal to Taiwan, 2018-2024, by value (NZ\$)

	2018												
	Jan	Feb	Mar	Apr	May	Jun	Jul	Aug	Sep	Oct	Nov	Dec	
Beef exports	13,508,127	15,240,328	15,578,513	18,579,550	20,536,994	22,323,824	22,447,658	13,699,992	8,746,489	10,015,044	11,867,003	15,499,889	188,043,411
Edible beef offal	569,534	632,344	797,157	1,491,908	1,438,330	1,016,801	1,119,012	534,763	595,361	322,539	452,173	807,962	9,777,884
Total (beef + offal)	14,077,661	15,872,672	16,375,670	20,071,458	21,975,324	23,340,625	23,566,670	14,234,755	9,341,850	10,337,583	12,319,176	16,307,851	197,821,295
	2019												
	Jan	Feb	Mar	Apr	May	Jun	Jul	Aug	Sep	Oct	Nov	Dec	
Beef exports	10,820,566	15,386,010	16,477,321	15,183,352	16,562,003	16,250,873	14,556,786	6,933,525	6,725,701	6,647,183	6,646,468	10,282,565	142,472,353
Edible beef offal	391,078	411,371	464,400	797,534	792,917	918,112	716,720	310,127	604,818	659,723	860,007	1,313,013	8,239,820
Total (beef + offal)	11,211,644	15,797,381	16,941,721	15,980,886	17,354,920	17,168,985	15,273,506	7,243,652	7,330,519	7,306,906	7,506,475	11,595,578	150,712,173
	2020												
	Jan	Feb	Mar	Apr	May	Jun	Jul	Aug	Sep	Oct	Nov	Dec	
Beef exports	11,740,211	21,205,085	26,126,815	21,126,391	19,988,335	16,010,526	14,102,890	12,432,896	7,432,294	7,950,050	8,267,617	12,660,522	179,043,632
Edible beef offal	958,176	1,239,144	1,102,313	862,084	1,109,377	1,110,107	1,117,406	376,959	782,359	462,523	638,215	873,684	10,632,347
Total (beef + offal)	12,698,387	22,444,229	27,229,128	21,988,475	21,097,712	17,120,633	15,220,296	12,809,855	8,214,653	8,412,573	8,905,832	13,534,206	189,675,979
	2021												
	Jan	Feb	Mar	Apr	May	Jun	Jul	Aug	Sep	Oct	Nov	Dec	
Beef exports	9,910,429	12,493,962	14,056,154	10,728,498	17,533,681	19,258,346	19,781,476	11,489,631	8,474,271	9,239,277	9,318,921	12,822,601	155,107,247
Edible beef offal	790,223	1,052,158	1,538,576	775,190	1,774,111	1,632,566	1,809,844	466,130	631,092	252,295	1,177,999	3,013,025	14,913,209
Total (beef + offal)	10,700,652	13,546,120	15,594,730	11,503,688	19,307,792	20,890,912	21,591,320	11,955,761	9,105,363	9,491,572	10,496,920	15,835,626	170,020,456
	2022												
	Jan	Feb	Mar	Apr	May	Jun	Jul	Aug	Sep	Oct	Nov	Dec	
Beef exports	14,563,564	14,956,935	20,682,863	18,284,252	18,498,588	15,157,375	17,534,606	12,999,770	15,691,674	7,149,803	12,485,418	17,882,894	185,887,742
Edible beef offal	2,144,862	1,486,851	2,350,851	2,140,130	2,274,085	1,702,903	1,820,639	886,756	2,545,539	843,835	758,029	1,808,505	20,762,985
Total (beef + offal)	16,708,426	16,443,786	23,033,714	20,424,382	20,772,673	16,860,278	19,355,245	13,886,526	18,237,213	7,993,638	13,243,447	19,691,399	206,650,727
	2023												
	Jan	Feb	Mar	Apr	May	Jun	Jul	Aug	Sep	Oct	Nov	Dec	
Beef exports	12,852,569	13,908,353	15,076,351	15,789,817	18,525,961	20,114,417	18,882,923	16,337,414	12,012,841	8,410,027	10,870,293	12,678,958	175,459,924
Edible beef offal	688,608	1,059,128	1,058,622	735,248	981,651	1,232,726	751,497	1,321,383	481,214	279,321	329,427	1,112,644	10,031,469
Total (beef + offal)	13,541,177	14,967,481	16,134,973	16,525,065	19,507,612	21,347,143	19,634,420	17,658,797	12,494,055	8,689,348	11,199,720	13,791,602	185,491,393
	2024												
	Jan	Feb	Mar	Apr	May	Jun	Jul	Aug	Sep	Oct	Nov	Dec	
Beef exports	10,894,241	14,091,982	13,551,809	14,777,193									53,315,225
Edible beef offal	1,235,871	830,904	2,350,414	1,663,990									6,081,179
Total (beef + offal)	12,130,112	14,922,886	15,902,223	16,441,183									59,396,404

Source: Compiled by MIA from Statistics New Zealand overseas merchandise trade data

Monthly exports of beef and edible offal to Taiwan, by value, 2018 - 2024

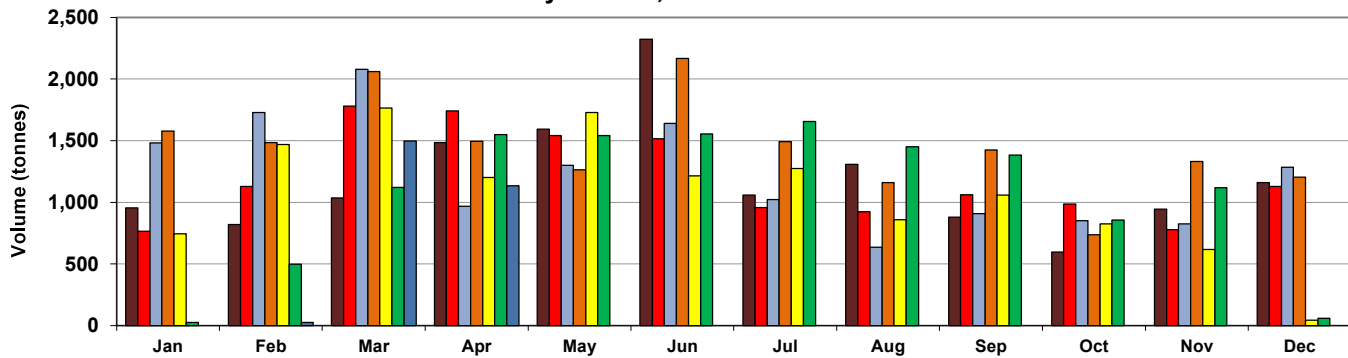


Monthly exports of beef and edible offal to Indonesia, 2018-2024, by volume
(Tonnes)

	2018												
	Jan	Feb	Mar	Apr	May	Jun	Jul	Aug	Sep	Oct	Nov	Dec	
Beef exports	372	300	383	785	928	980	544	667	599	358	496	526	6,938
Edible beef offal	583	519	653	698	666	1,344	516	641	279	238	447	634	7,218
Total (beef + offal)	955	819	1,036	1,483	1,594	2,324	1,060	1,308	878	596	943	1,160	14,156
	2019												
	Jan	Feb	Mar	Apr	May	Jun	Jul	Aug	Sep	Oct	Nov	Dec	
Beef exports	141	308	630	795	717	672	331	565	732	682	443	431	6,447
Edible beef offal	625	819	1,151	947	825	844	625	358	330	303	335	697	7,859
Total (beef + offal)	766	1,127	1,781	1,742	1,542	1,516	956	923	1,062	985	778	1,128	14,306
	2020												
	Jan	Feb	Mar	Apr	May	Jun	Jul	Aug	Sep	Oct	Nov	Dec	
Beef exports	807	763	1,380	412	713	546	419	298	624	560	392	503	7,417
Edible beef offal	675	965	699	556	588	1,095	603	336	283	292	434	782	7,308
Total (beef + offal)	1,482	1,728	2,079	968	1,301	1,641	1,022	634	907	852	826	1,285	14,725
	2021												
	Jan	Feb	Mar	Apr	May	Jun	Jul	Aug	Sep	Oct	Nov	Dec	
Beef exports	700	723	1,075	757	598	1,243	780	578	985	503	830	647	9,419
Edible beef offal	878	762	987	738	666	924	714	581	438	232	503	557	7,980
Total (beef + offal)	1,578	1,485	2,062	1,495	1,264	2,167	1,494	1,159	1,423	735	1,333	1,204	17,399
	2022												
	Jan	Feb	Mar	Apr	May	Jun	Jul	Aug	Sep	Oct	Nov	Dec	
Beef exports	215	907	829	570	1,052	637	438	405	444	575	266	42	6,380
Edible beef offal	529	562	937	633	676	578	836	454	616	251	352	0	6,424
Total (beef + offal)	744	1,469	1,766	1,203	1,728	1,215	1,274	859	1,060	826	618	42	12,804
	2023												
	Jan	Feb	Mar	Apr	May	Jun	Jul	Aug	Sep	Oct	Nov	Dec	
Beef exports	24	169	452	595	800	771	655	809	999	569	576	0	6,419
Edible beef offal	0	329	669	954	742	783	1,001	641	383	287	542	57	6,388
Total (beef + offal)	24	498	1,121	1,549	1,542	1,554	1,656	1,450	1,382	856	1,118	57	12,807
	2024												
	Jan	Feb	Mar	Apr	May	Jun	Jul	Aug	Sep	Oct	Nov	Dec	
Beef exports	0	0	617	397									1,014
Edible beef offal	0	24	880	735									1,639
Total (beef + offal)	0	24	1,497	1,132									2,653

Source: Compiled by MIA from Statistics New Zealand overseas merchandise trade data

Monthly exports of beef and edible offal to Indonesia,
by volume, 2018 - 2024



Source: Compiled by MIA from Statistics New Zealand overseas merchandise trade data

■ 2018 ■ 2019 ■ 2020 ■ 2021 ■ 2022 ■ 2023 ■ 2024

Monthly exports of beef and edible offal to Indonesia, 2018-2024, by value (NZ\$)

	2018												
	Jan	Feb	Mar	Apr	May	Jun	Jul	Aug	Sep	Oct	Nov	Dec	
Beef exports	1,161,127	1,153,134	1,561,211	3,909,574	4,653,756	4,825,405	3,034,643	3,613,870	2,677,746	1,487,082	1,851,358	1,512,450	31,441,356
Edible beef offal	1,687,286	1,487,262	1,971,095	2,250,221	2,246,871	4,584,938	1,898,548	2,673,981	811,298	681,864	1,355,847	1,800,817	23,450,028
Total (beef + offal)	2,848,413	2,640,396	3,532,306	6,159,795	6,900,627	9,410,343	4,933,191	6,287,851	3,489,044	2,168,946	3,207,205	3,313,267	54,891,384
	2019												
	Jan	Feb	Mar	Apr	May	Jun	Jul	Aug	Sep	Oct	Nov	Dec	
Beef exports	469,667	1,182,848	2,706,851	3,698,770	3,197,142	2,822,749	1,232,065	2,466,978	4,020,825	2,852,053	1,384,039	1,152,785	27,186,772
Edible beef offal	1,799,608	2,255,690	3,038,596	2,757,166	2,609,219	2,680,527	2,025,085	1,307,023	1,085,861	879,065	999,726	2,114,373	23,551,939
Total (beef + offal)	2,269,275	3,438,538	5,745,447	6,455,936	5,806,361	5,503,276	3,257,150	3,774,001	5,106,686	3,731,118	2,383,765	3,267,158	50,738,711
	2020												
	Jan	Feb	Mar	Apr	May	Jun	Jul	Aug	Sep	Oct	Nov	Dec	
Beef exports	2,050,547	2,588,224	7,957,164	1,186,978	2,152,104	1,890,217	1,456,196	1,112,317	2,261,611	1,765,644	1,018,007	1,438,737	26,877,746
Edible beef offal	1,868,073	2,553,677	2,277,902	1,852,444	1,789,258	2,813,033	1,392,018	793,315	592,246	698,574	1,045,391	2,077,676	19,753,607
Total (beef + offal)	3,918,620	5,141,901	10,235,066	3,039,422	3,941,362	4,703,250	2,848,214	1,905,632	2,853,857	2,464,218	2,063,398	3,516,413	46,631,353
	2021												
	Jan	Feb	Mar	Apr	May	Jun	Jul	Aug	Sep	Oct	Nov	Dec	
Beef exports	2,509,733	2,843,183	5,361,746	4,499,456	3,769,666	6,341,180	4,252,118	3,227,734	5,021,037	2,303,716	3,642,131	2,187,445	45,959,145
Edible beef offal	2,476,096	2,206,779	2,920,958	2,495,079	2,226,878	3,165,788	2,579,487	2,160,761	1,695,057	917,874	2,064,844	2,092,139	27,001,740
Total (beef + offal)	4,985,829	5,049,962	8,282,704	6,994,535	5,996,544	9,506,968	6,831,605	5,388,495	6,716,094	3,221,590	5,706,975	4,279,584	72,960,885
	2022												
	Jan	Feb	Mar	Apr	May	Jun	Jul	Aug	Sep	Oct	Nov	Dec	
Beef exports	762,677	7,459,575	4,880,898	3,189,629	5,748,379	2,929,428	2,672,092	2,682,923	2,313,341	2,767,352	984,520	109,149	36,499,963
Edible beef offal	2,171,824	2,228,655	4,089,548	2,815,046	3,440,577	2,759,623	4,063,463	1,748,863	2,601,800	998,965	1,455,398	0	28,373,762
Total (beef + offal)	2,934,501	9,688,230	8,970,446	6,004,675	9,188,956	5,689,051	6,735,555	4,431,786	4,915,141	3,766,317	2,439,918	109,149	64,873,725
	2023												
	Jan	Feb	Mar	Apr	May	Jun	Jul	Aug	Sep	Oct	Nov	Dec	
Beef exports	69,552	719,897	2,505,848	2,360,082	4,239,456	3,960,526	3,971,881	4,848,663	6,069,742	3,367,524	2,353,843	0	34,467,014
Edible beef offal	0	1,164,187	2,371,904	3,196,231	2,405,477	2,761,539	3,698,747	2,468,787	1,317,929	1,072,587	1,862,092	174,619	22,494,099
Total (beef + offal)	69,552	1,884,084	4,877,752	5,556,313	6,644,933	6,722,065	7,670,628	7,317,450	7,387,671	4,440,111	4,215,935	174,619	56,961,113
	2024												
	Jan	Feb	Mar	Apr	May	Jun	Jul	Aug	Sep	Oct	Nov	Dec	
Beef exports	0	0	3,003,088	2,071,527									5,074,615
Edible beef offal	0	36,729	2,794,288	2,590,207									5,421,224
Total (beef + offal)	0	36,729	5,797,376	4,661,734									10,495,839

Source: Compiled by MIA from Statistics New Zealand overseas merchandise trade data

Monthly exports of beef and edible offal to Indonesia, by value, 2018 - 2024

