

## Red meat export trends in selected markets up to July 2024



### List of tables

#### Summary tables

July 2024 export summary  
Overview of July 2024 exports  
Top 10 overall red meat and co-product markets by value, month of July 2024  
Overview of changes in sheepmeat and beef export volumes from previous months  
Top 10 overall sheepmeat markets by volume and value, month of June 2024  
Top 10 chilled and frozen sheepmeat markets by volume, month of June 2024  
Top 10 chilled and frozen sheepmeat markets by value, month of June 2024  
Top 10 overall beef markets by volume and value, month of June 2024  
Top 10 chilled and frozen beef markets by volume, month of June 2024  
Top 10 chilled and frozen beef markets by value, month of June 2024  
Co-products exports by value, and top 10 markets, month of June 2024  
Average FOB value for sheepmeat and beef, July 2019 - July 2024  
China. Historical summary, January 1998 - July 2024

#### Sheepmeat

Sheepmeat exports to selected markets, by volume and value, July 2019 - July 2024  
Overall monthly sheepmeat exports by volume, January 2018 - July 2024  
Overall monthly sheepmeat exports by value, January 2018 - July 2024  
China. Monthly sheepmeat exports by volume, January 2018 - July 2024  
China. Monthly sheepmeat exports by value, January 2018 - July 2024  
UK. Monthly sheepmeat exports by volume, January 2018 - July 2024  
UK. Monthly sheepmeat exports by value, January 2018 - July 2024  
EU (excluding UK). Monthly sheepmeat exports by volume, January 2018 - July 2024  
EU (excluding UK). Monthly sheepmeat exports by value, January 2018 - July 2024  
USA. Monthly sheepmeat exports by volume, January 2018 - July 2024  
USA. Monthly sheepmeat exports by value, January 2018 - July 2024  
Chilled lamb exports to the UK and EU by volume, January 2018 - July 2024

#### Beef

Beef exports to selected markets, by volume, July 2019 - July 2024  
Overall monthly beef exports by volume, January 2018 - July 2024  
Overall monthly beef exports by value, January 2018 - July 2024  
United States. Monthly beef exports by volume, January 2018 - July 2024  
United States. Monthly beef exports by value, January 2018 - July 2024  
China. Monthly beef exports by volume, January 2018 - July 2024  
China. Monthly beef exports by value, January 2018 - July 2024  
Japan. Monthly beef exports by volume, January 2018 - July 2024  
Japan. Monthly beef exports by value, January 2018 - July 2024  
Korea. Monthly beef exports by volume, January 2018 - July 2024  
Korea. Monthly beef exports by value, January 2018 - July 2024  
Taiwan. Monthly beef exports by volume, January 2018 - July 2024  
Taiwan. Monthly beef exports by value, January 2018 - July 2024  
Indonesia. Monthly beef exports by volume, January 2018 - July 2024  
Indonesia. Monthly beef exports by value, January 2018 - July 2024

Compiled by MIA from Statistics New Zealand overseas merchandise trade data  
Statistics New Zealand data is provisional for the three most recently released months

### Notes

Volume. Shipped weight  
Value. Free on Board (FOB) - the current market value of goods in the country of origin, including all costs necessary to get them on board the ship.

<b>Summary of red meat and co-product exports, July 2024</b>		Change from July 2023
<b>Overall exports</b>	\$773 million	-2%
<b>Top five overall markets</b>	United States - \$248 million	11%
	China - \$153 million	-37%
	United Kingdom - \$49 million	72%
	Canada - \$44 million	33%
	Japan - \$34 million	24%
<b>Sheepmeat exports</b>	25,977 tonnes	8%
	\$256 million	5%
<b>Beef exports</b>	38,822 tonnes	-14%
	\$357 million	-9%
<b>Fifth quarter exports</b>	\$160 million	7%

## Overview of July 2024 exports

July 2024 exports continue the trend of recent months with ongoing weak Chinese demand being offset by recovery or growth in other markets.

Total exports in July were worth \$773m, down slightly (by 2%) compared to last July. The US was the largest overall market for the 4th month in a row, with exports worth \$248m (up 11% from Jul 2023). While exports to China were down again, there was growth in exports to the UK (up 72% to \$49m), Canada (up 33% to \$44m) and Japan (up 24% to \$34m)

### Sheepmeat

Compared to last July, the volume of sheepmeat exports was up 8% to 25,977 tonnes and the value was up 5% to \$256m. While the volume of exports increased compared to last year, it was still in line with the average volume of July exports for the past five years (actually 1% lower than the 5-year average for July).

Compared to last July, exports to China were down and exports to the US were steady, but the volume of exports to the UK increased 92% to 4,078 tonnes and the value increased 95% to \$40m. There was also growth in exports to the EU, with the volume up 29% to 3,985 tonnes and the value up 25% to \$63m

### Beef

Compared to last July, the volume of beef exports was down 14% to 38,822 and the value was down 9% to \$357m.

The most notable aspect of July's exports was that while there has been recent trend of increasing beef exports to the US year-on-year, this July the volume of exports was actually down 6% to 16,407 tonnes.

While there was a dip in New Zealand's exports in July, over the 1st half of 2024 US imports of beef have increased by 20% compared to the same period last year, to nearly 700,000 tonnes. The most significant growth has been in imports from Australia (up 85% to 147,000 tonnes), but there has also been growth in imports from the major South American exporters, Brazil, Argentina and Uruguay, as well as from New Zealand.

While the volume of NZ exports was down compared to last July, the value actually increased 6% to \$165m, indicating that there is still good demand for beef in the US.

Also of note was another increase in exports to Japan, up 85% by volume to 2,303 tonnes and 84% by value to \$24m.

### Fifth quarter

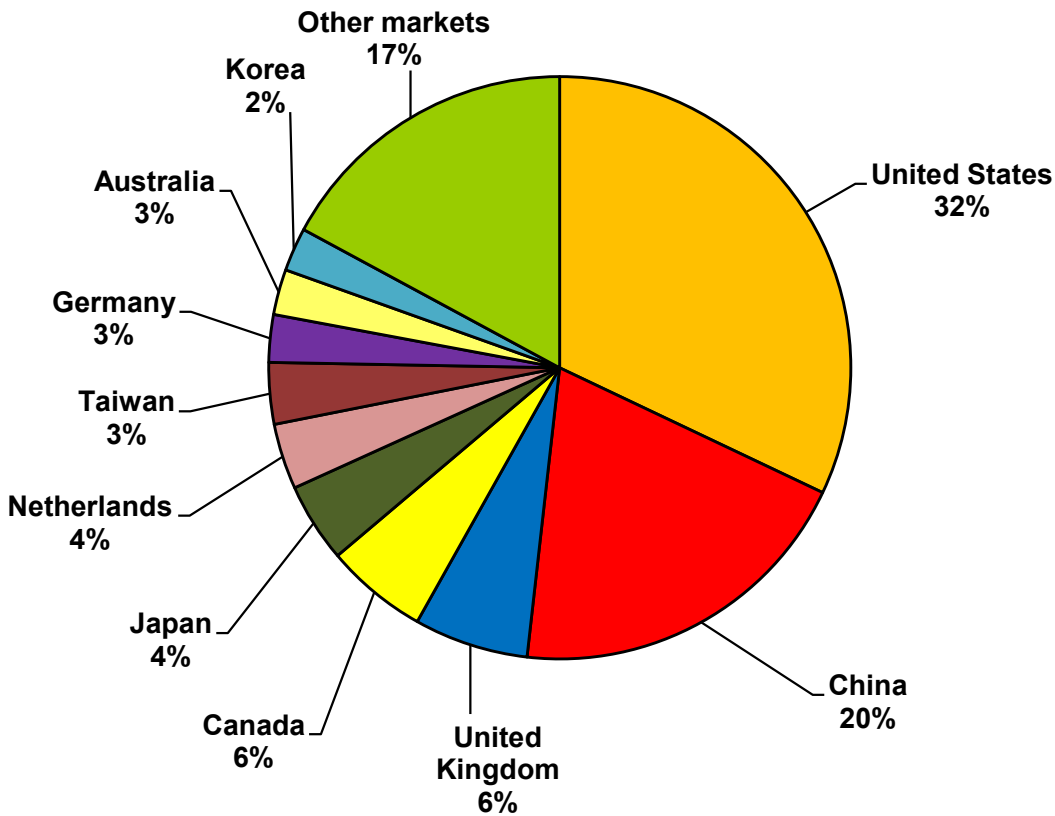
Compared to last July, fifth quarter exports were up 7% to \$160m. Exports of blood products continue to perform strongly, up 128% to \$33m.

The other significant change was a 471% increase in tallow exports, to \$18m. Tallow is often exported in bulk, which can lead to significant changes from month to month and exports last July were very low. The major destination for tallow exports this July was the US (\$14m), where tallow is used for biofuel manufacturing.

**Top 10 overall red meat and fifth quarter markets by value, July 2024**

	Country	Value (NZ\$m)	% of total	Change from same month previous year
1	United States	247.7	32%	11%
2	China	152.5	20%	-37%
3	United Kingdom	49.0	6%	72%
4	Canada	44.0	6%	33%
5	Japan	34.0	4%	24%
6	Netherlands	28.2	4%	46%
7	Taiwan	26.3	3%	-13%
8	Germany	20.4	3%	26%
9	Australia	19.5	3%	52%
10	Korea	18.7	2%	11%
	Other markets	132.3	17%	
	<b>Total</b>	<b>772.6</b>		<b>-2%</b>

Source: Compiled by MIA from Statistics New Zealand overseas merchandise trade data



Overview of the changes in the volume of sheepmeat and beef exports from previous months

Sheepmeat exports (tonnes)		Apr-24	May-24	Jun-24	Jul-24	Change from Apr- May	Change from May- Jun	Change from Jun- Jul
1	China	16,523	15,551	9,908	9,981	-6%	-36%	1%
2	United Kingdom	4,732	5,348	4,452	4,078	13%	-17%	-8%
3	United States	2,969	3,480	3,534	2,713	17%	2%	-23%
4	Netherlands	1,529	2,190	1,449	1,400	43%	-34%	-3%
5	Canada	1,033	903	1,254	1,097	-13%	39%	-12%
6	Germany	1,052	1,417	952	942	35%	-33%	-1%
7	Taiwan	865	1,112	899	885	29%	-19%	-2%
8	France	842	1,033	876	522	23%	-15%	-40%
9	Malaysia	786	569	545	390	-28%	-4%	-28%
10	Japan	497	699	520	364	41%	-26%	-30%
11	Belgium	846	1,032	667	341	22%	-35%	-49%
12	Fiji	346	461	451	332	33%	-2%	-26%
13	Sweden	502	218	268	318	-57%	23%	19%
14	Jordan	1,062	410	420	308	-61%	2%	-27%
15	Trinidad and Tobago	96	204	173	296	112%	-15%	72%
16	Saudi Arabia	1,118	1,170	663	270	5%	-43%	-59%
17	Oman	79	227	141	140	187%	-38%	0%
18	Hong Kong	54	104	91	118	94%	-13%	30%
19	Italy	80	67	48	118	-17%	-28%	146%
20	Singapore	87	116	129	93	33%	11%	-28%
	Other Markets	2,014	2,404	1,678	1,272	19%	-30%	-24%
	Total	37,112	38,716	29,115	25,977	4%	-25%	-11%

Beef exports (tonnes)		Apr-24	May-24	Jun-24	Jul-24	Change from Apr- May	Change from May- Jun	Change from Jun- Jul
1	United States	16,504	23,608	20,029	16,407	43%	-15%	-18%
2	China	14,113	13,942	12,135	9,563	-1%	-13%	-21%
3	Canada	2,045	2,121	3,223	2,972	4%	52%	-8%
4	Japan	3,833	5,449	4,707	2,303	42%	-14%	-51%
5	Taiwan	1,577	1,871	1,762	1,406	19%	-6%	-20%
6	Korea	1,280	1,785	1,763	1,318	39%	-1%	-25%
7	Indonesia	397	490	632	922	23%	29%	46%
8	Philippines	986	873	1,068	746	-11%	22%	-30%
9	Thailand	322	342	258	338	6%	-25%	31%
10	United Kingdom	410	352	456	288	-14%	29%	-37%
11	Jamaica	25	54	0	266	115%	-100%	NA
12	Hong Kong	107	233	179	213	118%	-23%	19%
13	Malaysia	281	279	192	203	-1%	-31%	6%
14	Netherlands	120	365	258	173	206%	-29%	-33%
15	Viet Nam	72	52	95	159	-27%	83%	67%
16	French Polynesia	252	223	241	153	-12%	8%	-37%
17	Singapore	157	183	167	130	17%	-9%	-22%
18	Barbados	24	66	48	124	181%	-27%	159%
19	Australia	87	61	137	121	-30%	125%	-12%
20	Papua New Guinea	63	74	50	116	17%	-32%	131%
	Other Markets	1,038	1,065	911	901	3%	-14%	-1%
	Total	43,691	53,489	48,310	38,822	22%	-10%	-20%

Source: Compiled by MIA from Statistics New Zealand overseas merchandise trade data

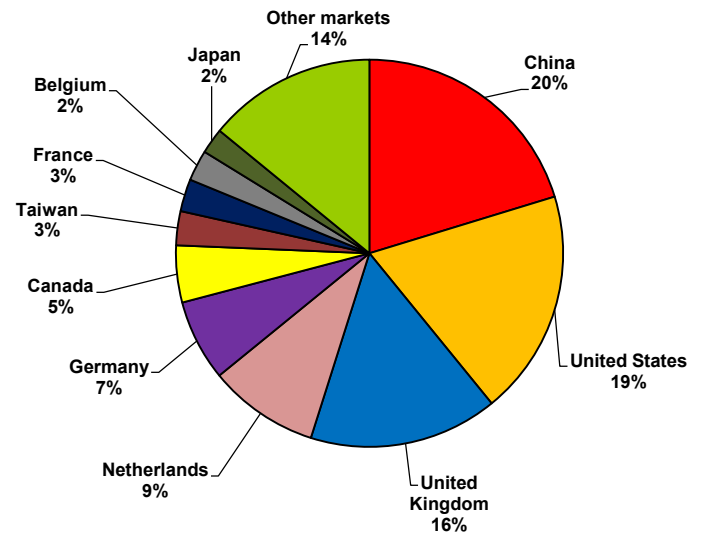
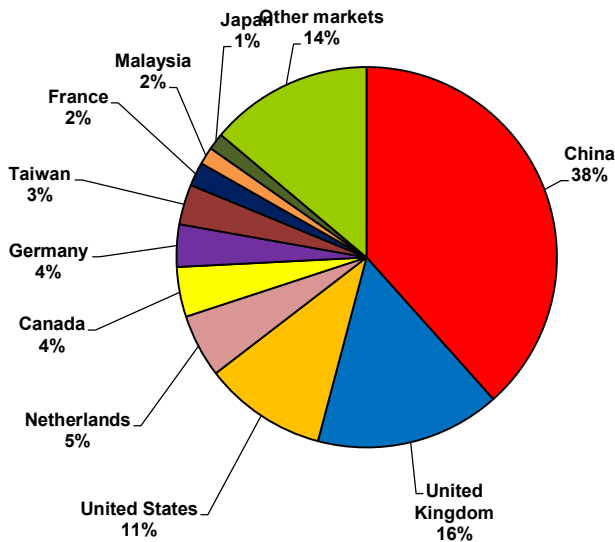
**Top 10 sheepmeat markets by volume, month of July 2024**

	Country	Volume (tonnes)	% of total	Change from same month previous year
1	China	9,981	38%	-16%
2	United Kingdom	4,078	16%	92%
3	United States	2,713	10%	7%
4	Netherlands	1,400	5%	83%
5	Canada	1,097	4%	42%
6	Germany	942	4%	60%
7	Taiwan	885	3%	15%
8	France	522	2%	-17%
9	Malaysia	390	2%	60%
10	Japan	364	1%	62%
	Other markets	3,606	14%	
	Total	25,977		8%

**Top 10 sheepmeat markets by value, month of July 2024**

	Country	Value (NZ\$m)	% of total	Change from same month previous year
1	China	51.8	20%	-28%
2	United States	48.2	19%	1%
3	United Kingdom	40.2	16%	95%
4	Netherlands	23.6	9%	68%
5	Germany	17.3	7%	39%
6	Canada	12.2	5%	39%
7	Taiwan	7.2	3%	-18%
8	France	7.0	3%	-16%
9	Belgium	6.6	3%	-22%
10	Japan	5.4	2%	50%
	Other markets	36.0	14%	
	Total	255.7		5%

Source: Compiled by MIA from Statistics New Zealand overseas merchandise trade data



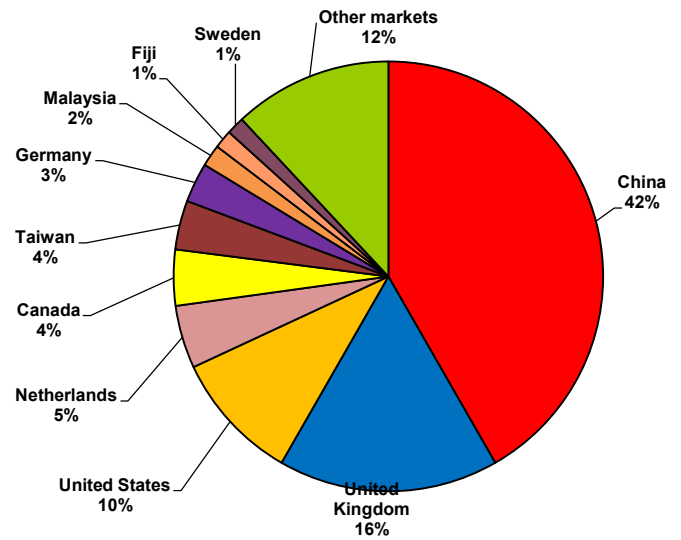
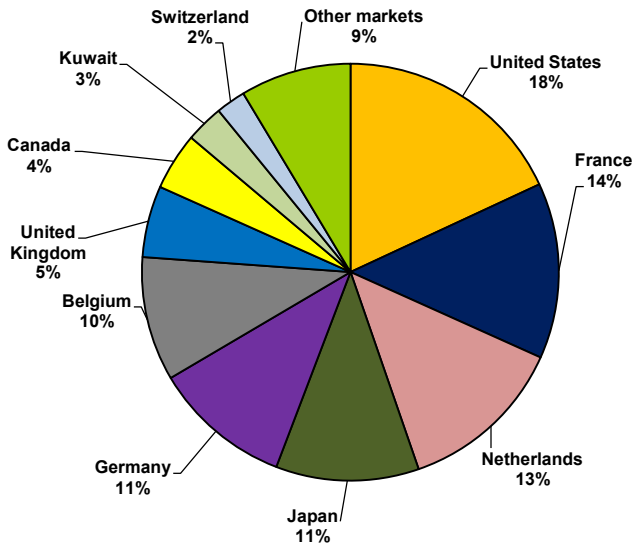
**Top 10 chilled sheepmeat markets by volume, month of July 2024**

	Country	Volume (tonnes)	% of total	Change from same month previous year
1	United States	376	18%	-30%
2	France	284	14%	-23%
3	Netherlands	270	13%	40%
4	Japan	231	11%	50%
5	Germany	223	11%	57%
6	Belgium	200	10%	-39%
7	United Kingdom	116	6%	-60%
8	Canada	92	4%	-48%
9	Kuwait	61	3%	15%
10	Switzerland	48	2%	-1%
	Other markets	179	9%	
	<b>Total</b>	<b>2,082</b>		<b>-18%</b>

**Top 10 frozen sheepmeat markets by volume, month of July 2024**

	Country	Volume (tonnes)	% of total	Change from same month previous year
1	China	9,967	42%	-16%
2	United Kingdom	3,962	17%	116%
3	United States	2,336	10%	16%
4	Netherlands	1,130	5%	97%
5	Canada	1,005	4%	68%
6	Taiwan	882	4%	15%
7	Germany	719	3%	60%
8	Malaysia	388	2%	63%
9	Fiji	332	1%	46%
10	Sweden	318	1%	42%
	Other markets	2,858	12%	
	<b>Total</b>	<b>23,896</b>		<b>11%</b>

Source: Compiled by MIA from Statistics New Zealand overseas merchandise trade data



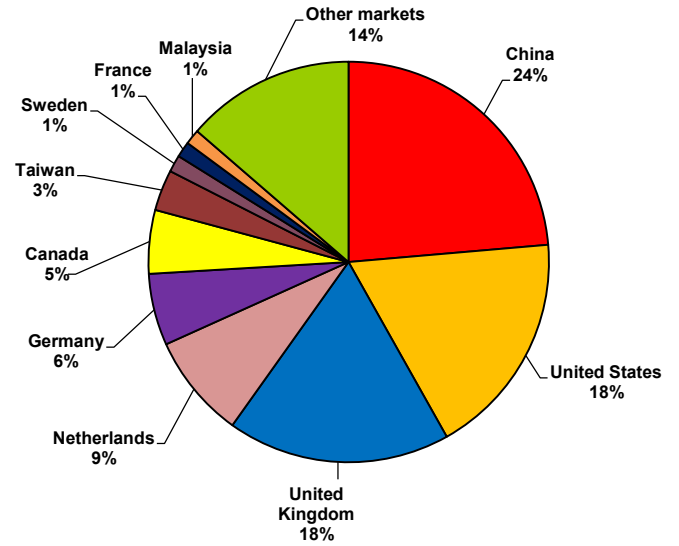
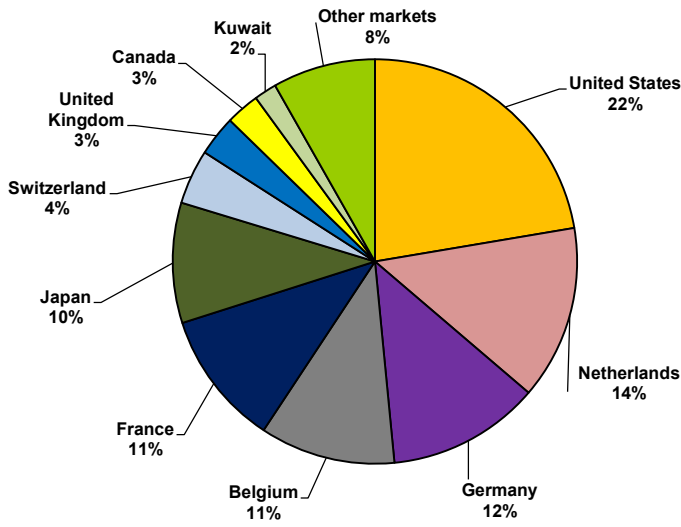
**Top 10 chilled sheepmeat markets by value, month of July 2024**

	Country	Value (NZ\$m)	% of total	Change from same month previous year
1	United States	8.7	22%	-26%
2	Netherlands	5.4	14%	23%
3	Germany	4.8	12%	42%
4	Belgium	4.2	11%	-38%
5	France	4.2	11%	-20%
6	Japan	3.8	10%	27%
7	Switzerland	1.7	4%	12%
8	United Kingdom	1.3	3%	-61%
9	Canada	1.0	3%	-49%
10	Kuwait	0.7	2%	9%
	Other markets	3.2	8%	
	<b>Total</b>	<b>39.0</b>		<b>-16%</b>

**Top 10 frozen sheepmeat markets by value, month of July 2024**

	Country	Value (NZ\$m)	% of total	Change from same month previous year
1	China	51.2	24%	-29%
2	United States	39.5	18%	10%
3	United Kingdom	39.0	18%	123%
4	Netherlands	18.2	8%	88%
5	Germany	12.6	6%	38%
6	Canada	11.1	5%	66%
7	Taiwan	7.1	3%	-19%
8	Sweden	3.0	1%	41%
9	France	2.7	1%	-9%
10	Malaysia	2.6	1%	35%
	Other markets	29.6	14%	
	<b>Total</b>	<b>216.7</b>		<b>10%</b>

Source: Compiled by MIA from Statistics New Zealand overseas merchandise trade data





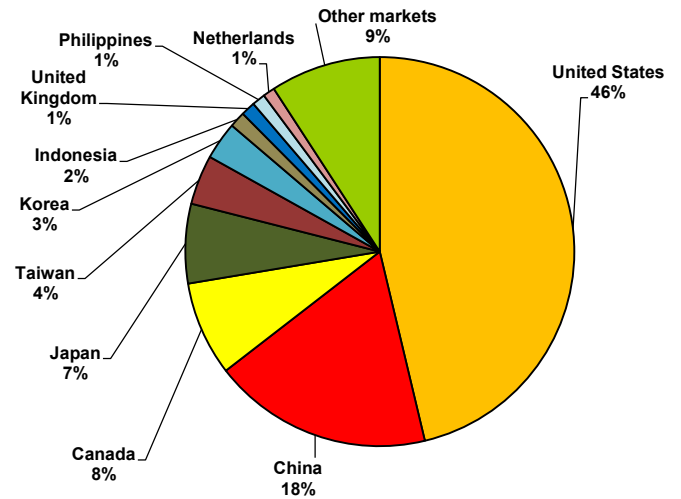
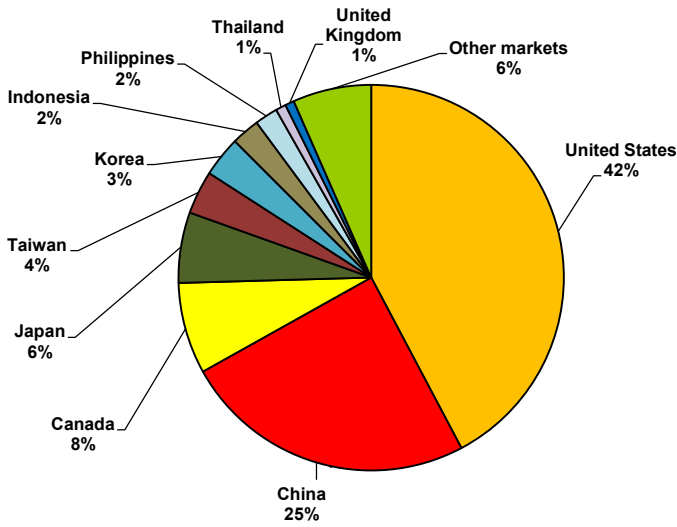
**Top 10 beef markets by volume, month of July 2024**

	Country	Volume (tonnes)	% of total	Change from same month previous year
1	United States	16,407	42%	-6%
2	China	9,563	25%	-40%
3	Canada	2,972	8%	14%
4	Japan	2,303	6%	85%
5	Taiwan	1,406	4%	-17%
6	Korea	1,318	3%	9%
7	Indonesia	922	2%	41%
8	Philippines	746	2%	-11%
9	Thailand	338	1%	87%
10	United Kingdom	288	1%	5%
	Other markets	2,560	7%	
	<b>Total</b>	<b>38,822</b>		<b>-14%</b>

**Top 10 beef markets by value, month of July 2024**

	Country	Value (NZ\$m)	% of total	Change from same month previous year
1	United States	165.1	46%	6%
2	China	65.2	18%	-46%
3	Canada	28.0	8%	22%
4	Japan	23.5	7%	84%
5	Taiwan	14.7	4%	-22%
6	Korea	11.3	3%	26%
7	Indonesia	4.6	1%	17%
8	United Kingdom	4.3	1%	18%
9	Philippines	3.9	1%	-5%
10	Netherlands	3.6	1%	-20%
	Other markets	32.7	9%	
	<b>Total</b>	<b>356.8</b>		<b>-9%</b>

Source: Compiled by MIA from Statistics New Zealand overseas merchandise trade data



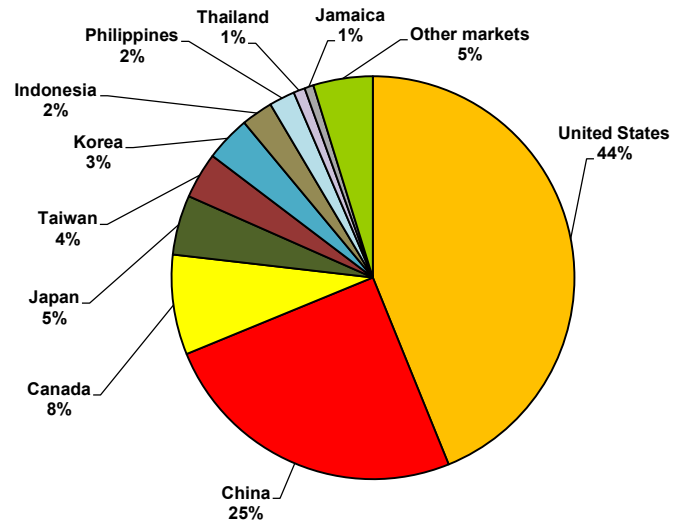
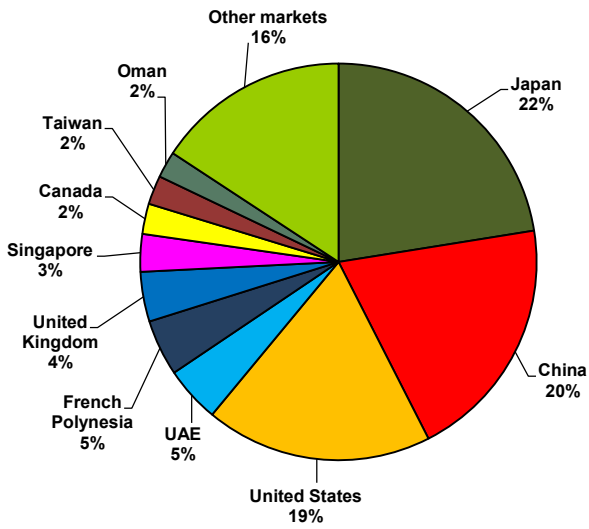
**Top 10 chilled beef markets by volume, month of July 2024**

	Country	Volume (tonnes)	% of total	Change from same month previous year
1	Japan	555	22%	199%
2	China	494	20%	-16%
3	United States	456	18%	-22%
4	UAE	113	5%	-34%
5	French Polynesia	113	5%	60%
6	United Kingdom	100	4%	23%
7	Singapore	76	3%	-52%
8	Canada	61	2%	-12%
9	Taiwan	58	2%	-58%
10	Oman	53	2%	-20%
	Other markets	388	16%	
	<b>Total</b>	<b>2,467</b>		<b>-4%</b>

**Top 10 frozen beef markets by volume, month of July 2024**

	Country	Volume (tonnes)	% of total	Change from same month previous year
1	United States	15,951	44%	-6%
2	China	9,069	25%	-41%
3	Canada	2,911	8%	15%
4	Japan	1,748	5%	65%
5	Taiwan	1,348	4%	-14%
6	Korea	1,318	4%	9%
7	Indonesia	922	3%	41%
8	Philippines	746	2%	-11%
9	Thailand	335	1%	87%
10	Jamaica	266	1%	468%
	Other markets	1,741	5%	
	<b>Total</b>	<b>36,355</b>		<b>-14%</b>

Source: Compiled by MIA from Statistics New Zealand overseas merchandise trade data



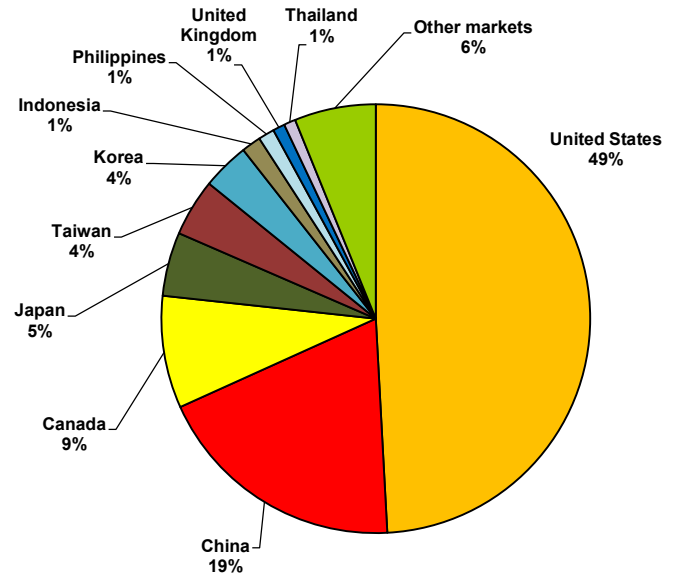
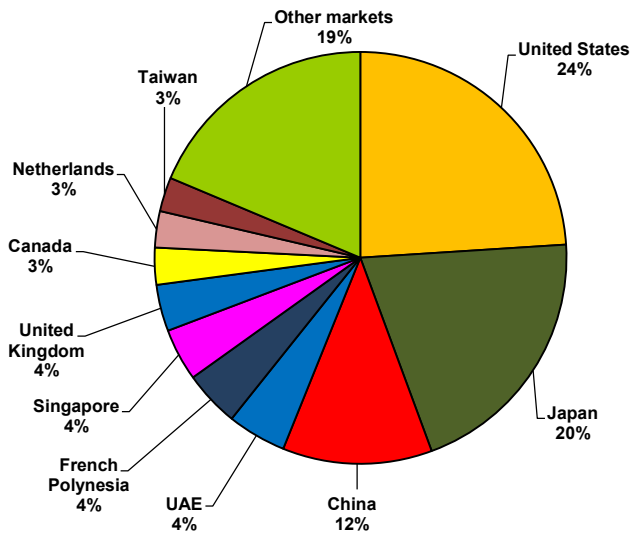
**Top 10 chilled beef markets by value, month of July 2024**

	Country	Value (NZ\$m)	% of total	Change from same month previous year
1	United States	9.8	24%	-20%
2	Japan	8.3	20%	189%
3	China	4.8	12%	-20%
4	UAE	1.9	5%	-32%
5	French Polynesia	1.8	4%	48%
6	Singapore	1.7	4%	-51%
7	United Kingdom	1.5	4%	34%
8	Canada	1.2	3%	-11%
9	Netherlands	1.2	3%	59%
10	Taiwan	1.1	3%	-44%
	Other markets	7.6	19%	
	<b>Total</b>	<b>40.7</b>		<b>-3%</b>

**Top 10 frozen beef markets by value, month of July 2024**

	Country	Value (NZ\$m)	% of total	Change from same month previous year
1	United States	155.3	49%	9%
2	China	60.4	19%	-48%
3	Canada	26.8	8%	24%
4	Japan	15.2	5%	53%
5	Taiwan	13.6	4%	-19%
6	Korea	11.3	4%	26%
7	Indonesia	4.6	1%	17%
8	Philippines	3.9	1%	-5%
9	United Kingdom	2.8	1%	10%
10	Thailand	2.8	1%	44%
	Other markets	19.4	6%	
	<b>Total</b>	<b>316.1</b>		<b>-10%</b>

Source: Compiled by MIA from Statistics New Zealand overseas merchandise trade data



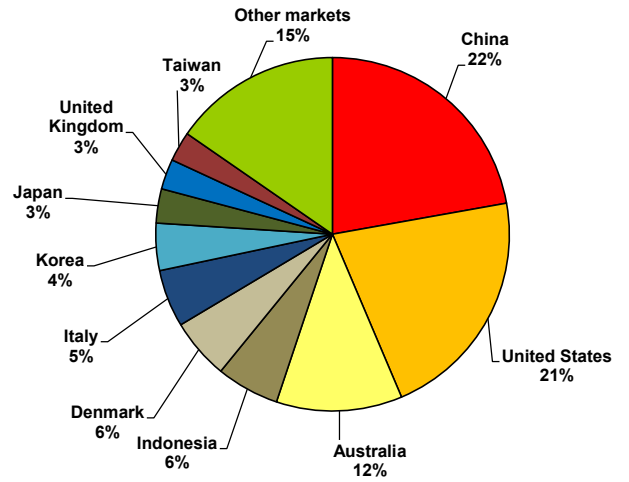
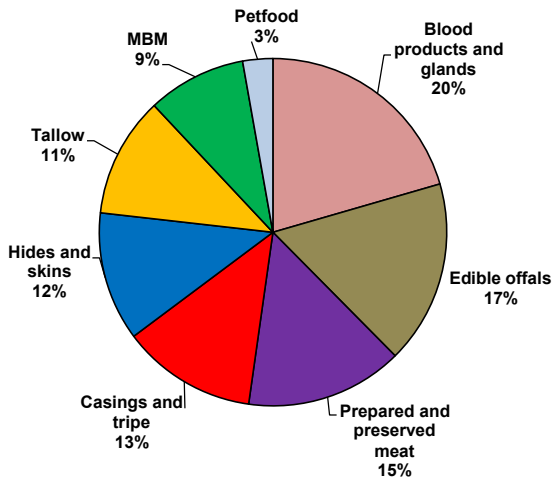
**Fifth quarter exports by value, month of July 2024**

Product	Value (NZ\$m)	% of total	Change from same month previous year
1 Blood products and glands	32.9	21%	128%
2 Edible offals	27.3	17%	-18%
3 Prepared and preserved meat	23.5	15%	13%
4 Casings and tripe	20.1	13%	-32%
5 Hides and skins	19.2	12%	0%
6 Tallow	18.0	11%	471%
7 MBM	14.7	9%	-14%
8 Petfood	4.5	3%	-63%
Total	160.2	100%	7%

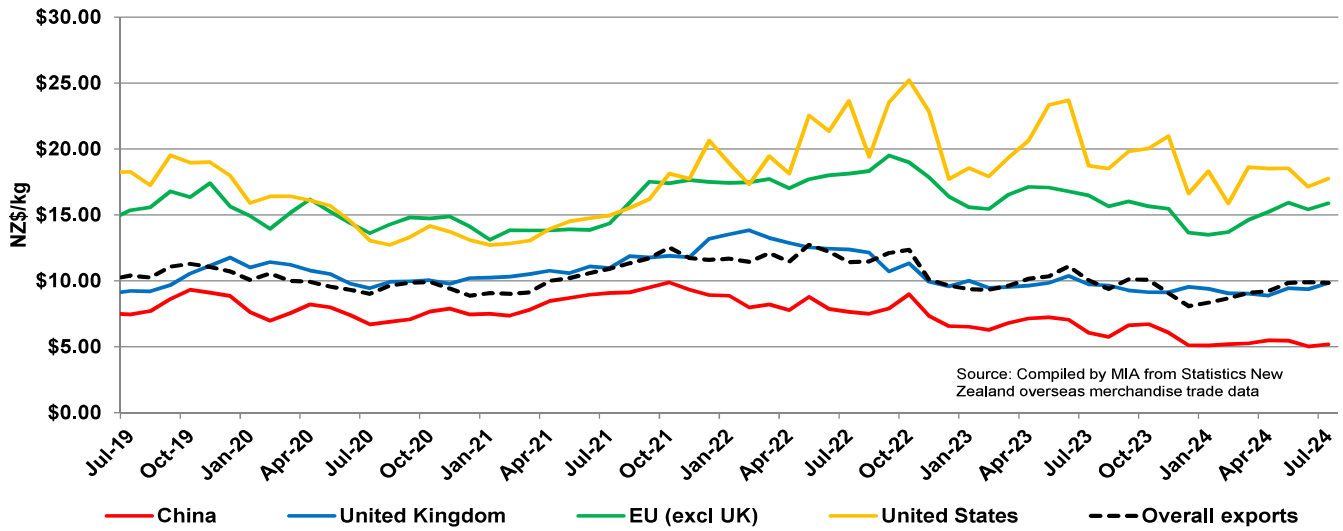
**Top 10 markets for the fifth quarter by value, month of July 2024**

Country	Value (NZ\$m)	% of total	Change from same month previous year
1 China	35.5	22%	-26%
2 United States	34.3	21%	65%
3 Australia	18.5	12%	62%
4 Indonesia	9.2	6%	-25%
5 Denmark	8.9	6%	NA
6 Italy	8.4	5%	-29%
7 Korea	6.9	4%	21%
8 Japan	5.0	3%	-54%
9 United Kingdom	4.4	3%	7%
10 Taiwan	4.4	3%	65%
Other markets	24.6		
Total	160.2		7%

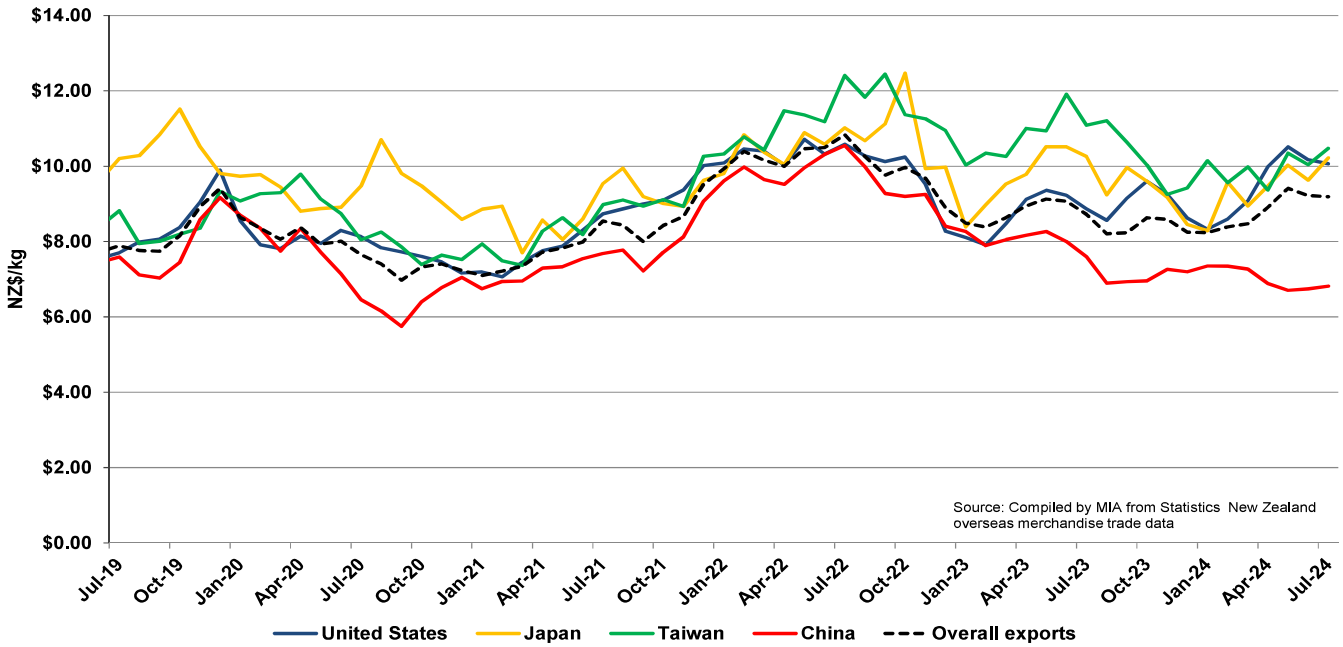
Source: Compiled by MIA from Statistics New Zealand overseas merchandise trade data



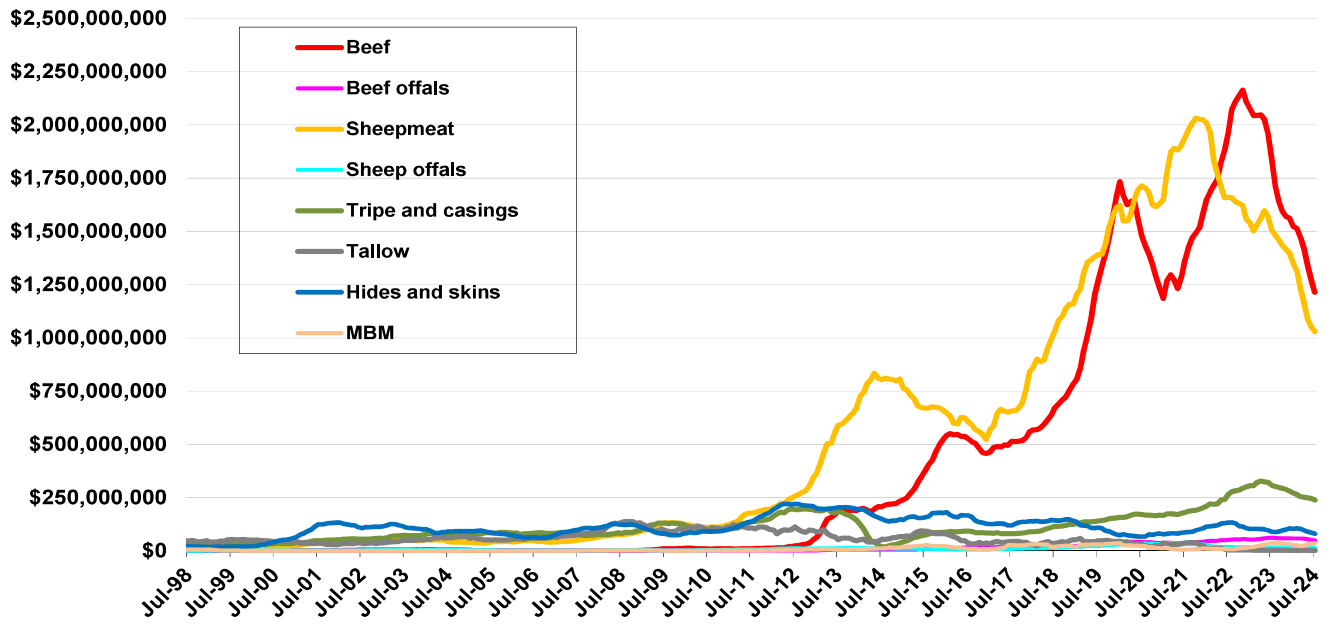
Sheepmeat, average monthly FOB value (\$/kg) to selected markets



Beef, average monthly FOB value (\$/kg) to selected markets



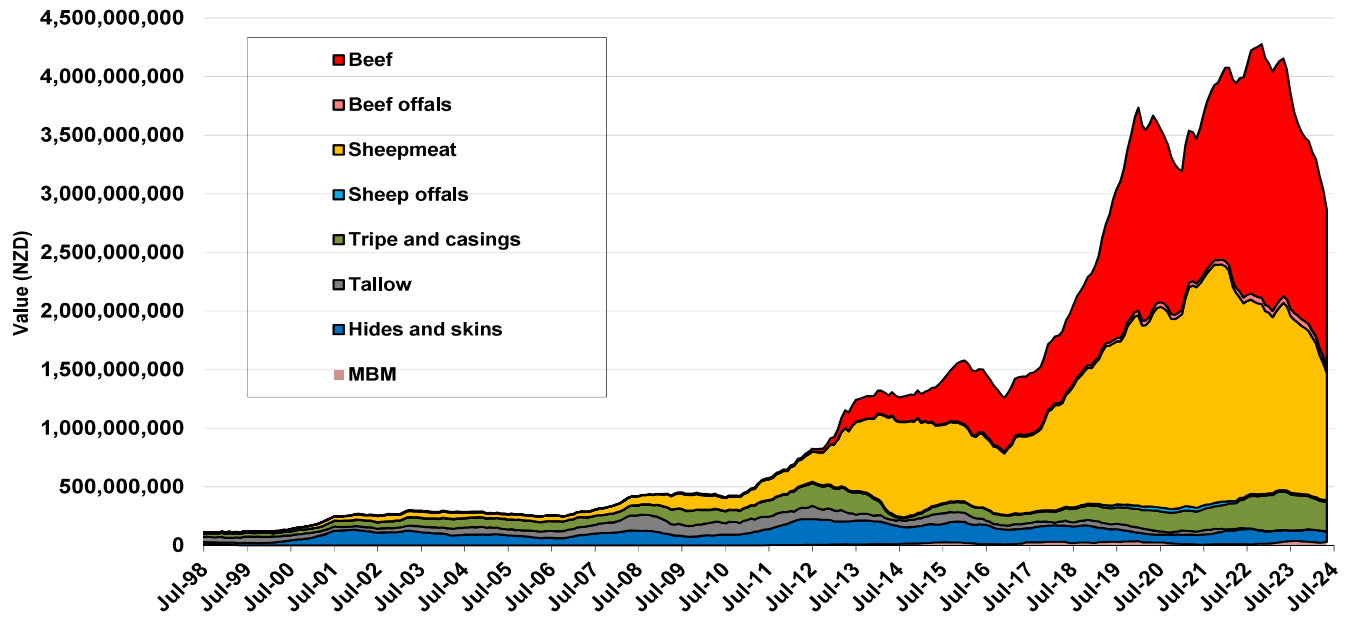
### NZ Meat Industry Exports to China - Rolling 12 Month FOB Value - by Product Type



Source: Compiled by MIA from Statistics New Zealand overseas merchandise trade data

12 Month period to

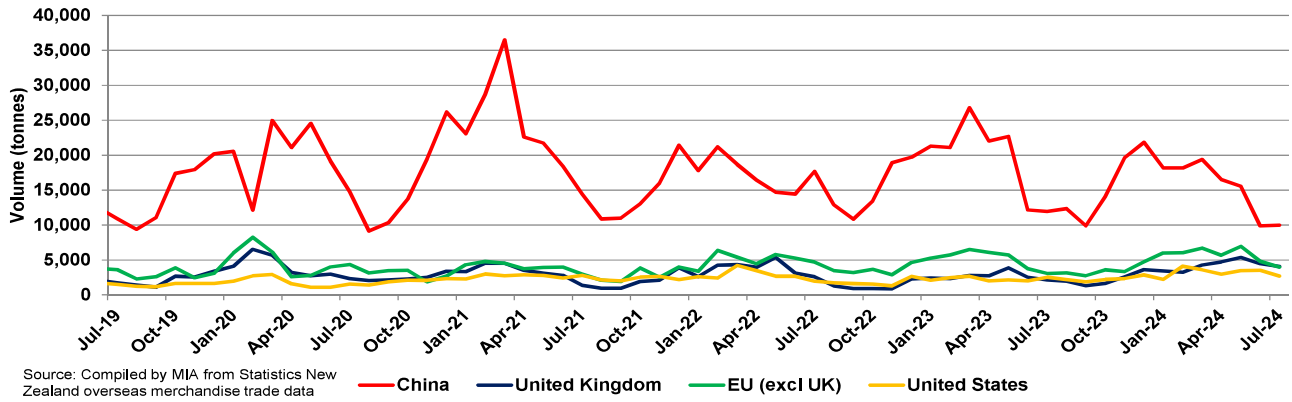
### NZ Meat Industry Exports to China - Rolling 12 Month FOB Value - Combined Value



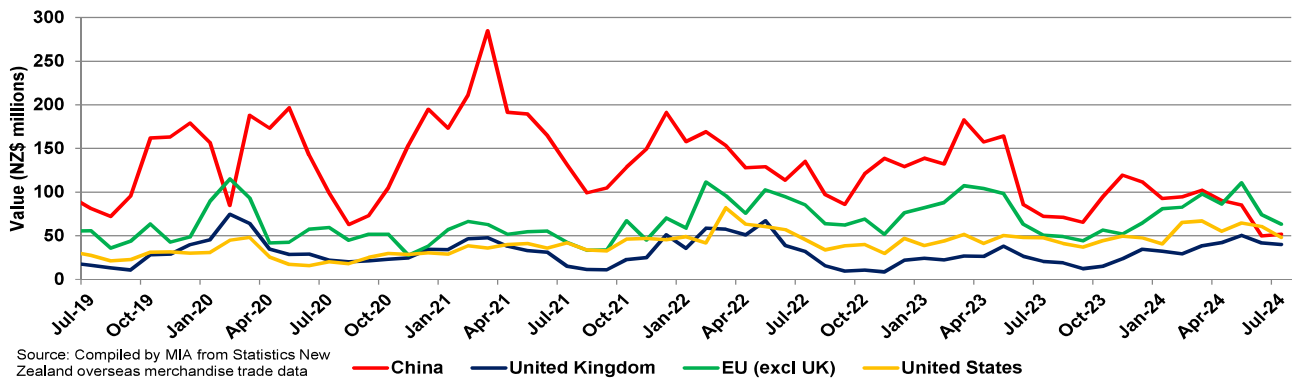
Source: Compiled by MIA from Statistics New Zealand overseas merchandise trade data

12 Month period to

**Monthly sheepmeat exports to selected markets (by volume),  
July 2019 - July 2024**



**Monthly sheepmeat exports to selected markets (by value),  
July 2019 - July 2024**

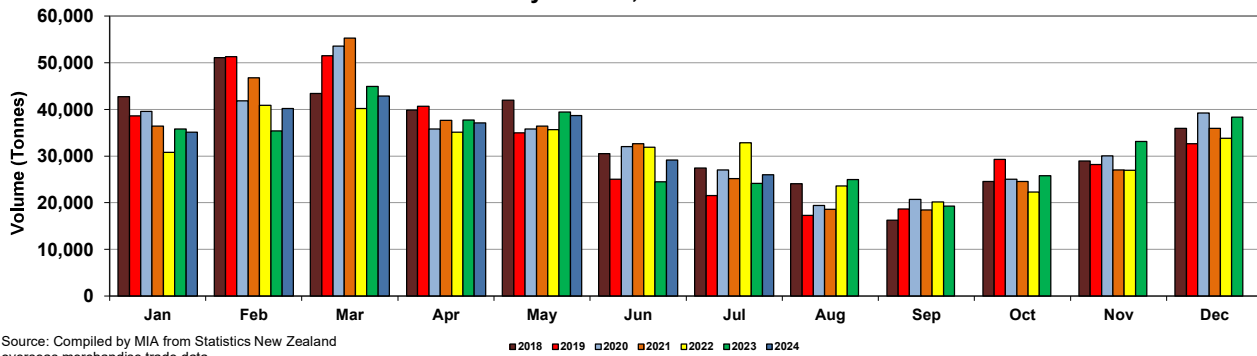


**Monthly exports of sheepmeat and edible offal to all markets, 2018-2024, by volume  
(Tonnes)**

	2018												
	Jan	Feb	Mar	Apr	May	Jun	Jul	Aug	Sep	Oct	Nov	Dec	
Sheepmeat exports	42,726	51,076	43,457	39,846	41,979	30,562	27,427	24,104	16,284	24,543	28,954	35,915	<b>406,871</b>
Edible ovine offal	2,183	3,002	2,401	2,517	2,360	1,888	1,261	1,133	790	1,356	1,641	1,798	<b>22,332</b>
<b>Total (sheepmeat + offal)</b>	<b>44,909</b>	<b>54,078</b>	<b>45,858</b>	<b>42,363</b>	<b>44,339</b>	<b>32,450</b>	<b>28,688</b>	<b>25,237</b>	<b>17,074</b>	<b>25,899</b>	<b>30,595</b>	<b>37,713</b>	<b>429,203</b>
	2019												
	Jan	Feb	Mar	Apr	May	Jun	Jul	Aug	Sep	Oct	Nov	Dec	
Sheepmeat exports	38,577	51,259	51,521	40,698	34,962	25,062	21,516	17,298	18,663	29,307	28,156	32,611	<b>389,629</b>
Edible ovine offal	2,347	2,552	3,101	2,097	2,317	1,399	1,194	1,016	993	1,369	1,393	1,838	<b>21,616</b>
<b>Total (sheepmeat + offal)</b>	<b>40,923</b>	<b>53,810</b>	<b>54,622</b>	<b>42,795</b>	<b>37,279</b>	<b>26,460</b>	<b>22,709</b>	<b>18,314</b>	<b>19,657</b>	<b>30,676</b>	<b>29,549</b>	<b>34,449</b>	<b>411,244</b>
	2020												
	Jan	Feb	Mar	Apr	May	Jun	Jul	Aug	Sep	Oct	Nov	Dec	
Sheepmeat exports	39,581	41,836	53,587	35,809	35,802	32,085	27,005	19,403	20,730	25,013	30,023	39,224	<b>400,098</b>
Edible ovine offal	2,050	2,461	2,667	1,978	1,550	1,535	1,302	1,626	1,120	1,305	1,347	1,823	<b>20,764</b>
<b>Total (sheepmeat + offal)</b>	<b>41,631</b>	<b>44,297</b>	<b>56,254</b>	<b>37,787</b>	<b>37,352</b>	<b>33,620</b>	<b>28,307</b>	<b>21,029</b>	<b>21,850</b>	<b>26,318</b>	<b>31,370</b>	<b>41,048</b>	<b>420,862</b>
	2021												
	Jan	Feb	Mar	Apr	May	Jun	Jul	Aug	Sep	Oct	Nov	Dec	
Sheepmeat exports	36,453	46,795	55,247	37,670	36,400	32,638	25,161	18,574	18,461	24,553	27,040	35,928	<b>394,921</b>
Edible ovine offal	1,981	3,449	2,329	1,710	1,144	1,524	1,418	935	866	925	1,433	1,448	<b>19,162</b>
<b>Total (sheepmeat + offal)</b>	<b>38,434</b>	<b>50,245</b>	<b>57,576</b>	<b>39,381</b>	<b>37,544</b>	<b>34,162</b>	<b>26,580</b>	<b>19,509</b>	<b>19,327</b>	<b>25,477</b>	<b>28,472</b>	<b>37,376</b>	<b>414,083</b>
	2022												
	Jan	Feb	Mar	Apr	May	Jun	Jul	Aug	Sep	Oct	Nov	Dec	
Sheepmeat exports	30,817	40,894	40,175	35,085	35,640	31,902	32,855	23,649	20,186	22,277	26,945	33,802	<b>374,227</b>
Edible ovine offal	1,510	1,595	2,041	1,136	2,003	1,107	1,131	814	793	692	1,254	1,288	<b>15,365</b>
<b>Total (sheepmeat + offal)</b>	<b>32,327</b>	<b>42,489</b>	<b>42,216</b>	<b>36,221</b>	<b>37,643</b>	<b>33,009</b>	<b>33,986</b>	<b>24,463</b>	<b>20,979</b>	<b>22,969</b>	<b>28,199</b>	<b>35,090</b>	<b>389,592</b>
	2023												
	Jan	Feb	Mar	Apr	May	Jun	Jul	Aug	Sep	Oct	Nov	Dec	
Sheepmeat exports	35,790	35,413	44,926	37,760	39,444	24,468	24,148	24,934	19,312	25,778	33,138	38,312	<b>383,423</b>
Edible ovine offal	1,171	1,256	1,655	2,030	1,761	1,327	1,001	1,576	1,159	1,264	1,489	1,638	<b>17,327</b>
<b>Total (sheepmeat + offal)</b>	<b>36,961</b>	<b>36,669</b>	<b>46,581</b>	<b>39,790</b>	<b>41,205</b>	<b>25,795</b>	<b>25,149</b>	<b>26,510</b>	<b>20,471</b>	<b>27,042</b>	<b>34,627</b>	<b>39,950</b>	<b>400,750</b>
	2024												
	Jan	Feb	Mar	Apr	May	Jun	Jul	Aug	Sep	Oct	Nov	Dec	
Sheepmeat exports	35,110	40,220	42,901	37,112	38,716	29,115	25,977						<b>249,151</b>
Edible ovine offal	1,662	2,251	2,493	2,341	2,375	1,708	1,668						<b>14,498</b>
<b>Total (sheepmeat + offal)</b>	<b>36,772</b>	<b>42,471</b>	<b>45,394</b>	<b>39,453</b>	<b>41,091</b>	<b>30,823</b>	<b>27,645</b>						<b>263,649</b>

Source: Compiled by MIA from Statistics New Zealand overseas merchandise trade data

**Monthly exports of sheepmeat to all markets,  
by volume, 2018 - 2024**



Source: Compiled by MIA from Statistics New Zealand overseas merchandise trade data

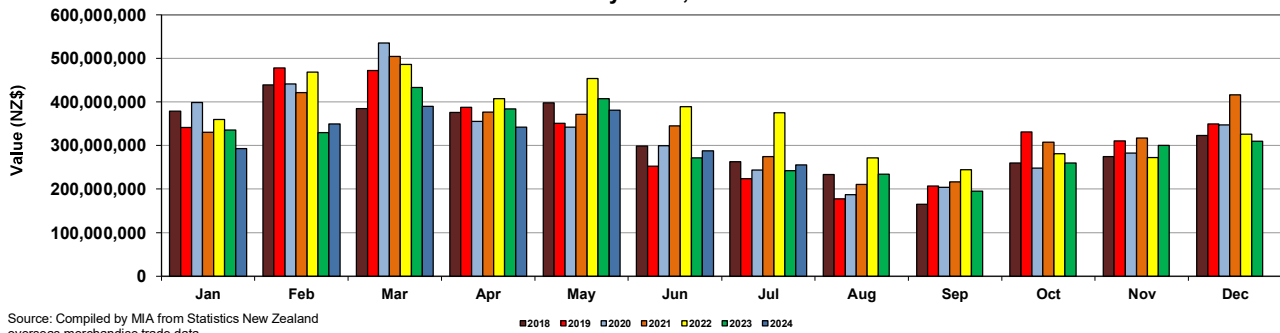


**Monthly exports of sheepmeat and edible offal to all markets, 2018-2024, by value (NZ\$)**

	Jan	Feb	Mar	Apr	May	2018		Aug	Sep	Oct	Nov	Dec	
						Jun	Jul						
Sheepmeat exports	379,079,420	438,911,859	384,930,815	376,252,186	398,187,093	299,009,932	263,012,897	233,361,087	165,298,435	260,164,624	274,200,836	323,136,171	3,795,545,355
Edible ovine offal	5,871,867	8,445,043	6,943,731	7,502,598	7,826,409	5,709,131	4,710,249	4,554,676	2,724,746	4,261,172	5,017,588	5,658,310	69,225,520
<b>Total (sheepmeat + offal)</b>	<b>384,951,287</b>	<b>447,356,902</b>	<b>391,874,546</b>	<b>383,754,784</b>	<b>406,013,502</b>	<b>304,719,063</b>	<b>267,723,146</b>	<b>237,915,763</b>	<b>168,023,181</b>	<b>264,425,796</b>	<b>279,218,424</b>	<b>328,794,481</b>	<b>3,864,770,875</b>
						2019							
						Jun	Jul	Aug	Sep	Oct	Nov	Dec	
Sheepmeat exports	341,481,851	478,277,852	472,280,084	387,766,360	350,962,901	252,844,006	224,012,966	177,468,940	206,951,030	331,007,300	310,986,521	349,683,849	3,883,723,660
Edible ovine offal	7,494,620	8,781,439	10,735,345	7,536,147	8,506,371	5,228,592	4,633,483	4,115,991	4,494,807	5,286,900	6,164,849	7,548,115	80,526,659
<b>Total (sheepmeat + offal)</b>	<b>348,976,471</b>	<b>487,059,291</b>	<b>483,015,429</b>	<b>395,302,507</b>	<b>359,469,272</b>	<b>258,072,598</b>	<b>228,646,449</b>	<b>181,584,931</b>	<b>211,445,837</b>	<b>336,294,200</b>	<b>317,151,370</b>	<b>357,231,964</b>	<b>3,964,250,319</b>
						2020							
						Jun	Jul	Aug	Sep	Oct	Nov	Dec	
Sheepmeat exports	399,096,451	441,929,736	535,539,059	355,507,448	342,285,301	299,433,936	243,880,271	186,987,295	204,324,640	248,332,020	282,617,982	347,891,441	3,887,825,580
Edible ovine offal	8,468,388	9,426,557	11,190,740	9,171,502	6,679,932	5,910,463	4,625,756	6,696,938	3,810,191	4,985,877	4,810,207	6,483,424	82,259,975
<b>Total (sheepmeat + offal)</b>	<b>407,564,839</b>	<b>451,356,293</b>	<b>546,729,799</b>	<b>364,678,950</b>	<b>348,965,233</b>	<b>305,344,399</b>	<b>248,506,027</b>	<b>193,684,233</b>	<b>208,134,831</b>	<b>253,317,897</b>	<b>287,428,189</b>	<b>354,374,865</b>	<b>3,970,085,555</b>
						2021							
						Jun	Jul	Aug	Sep	Oct	Nov	Dec	
Sheepmeat exports	330,602,629	421,602,914	504,729,168	376,962,422	371,489,282	345,526,230	274,618,282	210,561,017	216,356,129	307,827,830	317,255,584	416,676,508	4,094,207,995
Edible ovine offal	8,680,051	13,922,285	9,159,186	7,000,891	5,258,541	6,562,561	5,852,673	3,408,436	3,817,554	4,241,729	5,843,717	6,843,158	80,590,782
<b>Total (sheepmeat + offal)</b>	<b>339,282,680</b>	<b>435,525,199</b>	<b>513,888,354</b>	<b>383,963,313</b>	<b>376,747,823</b>	<b>352,088,791</b>	<b>280,470,955</b>	<b>213,969,453</b>	<b>220,173,683</b>	<b>312,069,559</b>	<b>323,099,301</b>	<b>423,519,666</b>	<b>4,174,798,777</b>
						2022							
						Jun	Jul	Aug	Sep	Oct	Nov	Dec	
Sheepmeat exports	360,180,618	468,210,610	486,381,122	407,860,665	453,695,139	389,520,131	375,285,121	271,425,066	244,534,172	281,352,013	272,294,091	325,919,363	4,336,658,111
Edible ovine offal	6,751,435	7,696,357	9,205,636	5,470,705	8,908,945	6,242,396	5,841,028	4,285,344	3,567,149	3,768,623	5,713,831	6,290,814	73,742,263
<b>Total (sheepmeat + offal)</b>	<b>366,932,053</b>	<b>475,906,967</b>	<b>495,586,758</b>	<b>413,331,370</b>	<b>462,604,084</b>	<b>395,762,527</b>	<b>381,126,149</b>	<b>275,710,410</b>	<b>248,101,321</b>	<b>285,120,636</b>	<b>278,007,922</b>	<b>332,210,177</b>	<b>4,410,400,374</b>
						2023							
						Jun	Jul	Aug	Sep	Oct	Nov	Dec	
Sheepmeat exports	335,354,867	330,059,958	433,109,563	384,136,503	408,009,829	271,665,674	242,657,724	234,245,713	195,552,996	259,852,528	300,480,048	309,653,433	3,704,778,836
Edible ovine offal	5,677,288	6,046,091	8,041,458	10,313,383	8,178,583	7,201,876	4,990,756	5,880,828	4,662,390	5,491,235	6,784,996	7,875,670	81,144,554
<b>Total (sheepmeat + offal)</b>	<b>341,032,155</b>	<b>336,106,049</b>	<b>441,151,021</b>	<b>394,449,886</b>	<b>416,188,412</b>	<b>278,867,550</b>	<b>247,648,480</b>	<b>240,126,541</b>	<b>200,215,386</b>	<b>265,343,763</b>	<b>307,265,044</b>	<b>317,529,103</b>	<b>3,785,923,390</b>
						2024							
						Jun	Jul	Aug	Sep	Oct	Nov	Dec	
Sheepmeat exports	293,415,283	349,368,048	390,207,977	342,255,076	381,484,421	288,293,699	255,749,284						2,300,773,788
Edible ovine offal	6,852,213	9,657,641	10,288,222	9,778,061	10,115,247	6,283,143	7,095,196						60,069,723
<b>Total (sheepmeat + offal)</b>	<b>300,267,496</b>	<b>359,025,689</b>	<b>400,496,199</b>	<b>352,033,137</b>	<b>391,599,668</b>	<b>294,576,842</b>	<b>262,844,480</b>						<b>2,360,843,511</b>

Source: Compiled by MIA from Statistics New Zealand overseas merchandise trade data

**Monthly exports of sheepmeat to all markets, by value, 2018 - 2024**



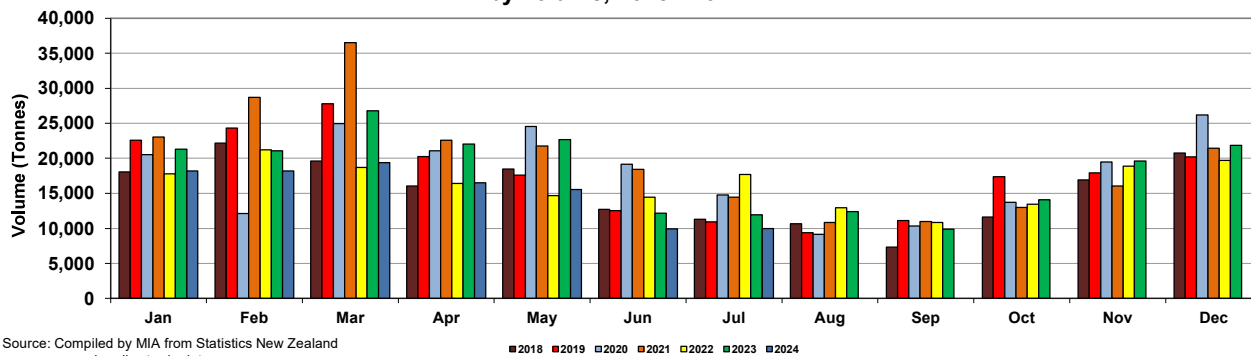
Source: Compiled by MIA from Statistics New Zealand overseas merchandise trade data

**Monthly exports of sheepmeat and edible offal to China, 2018-2024, by volume  
(Tonnes)**

	2018												
	Jan	Feb	Mar	Apr	May	Jun	Jul	Aug	Sep	Oct	Nov	Dec	
Sheepmeat exports	18,075	22,151	19,605	16,069	18,478	12,733	11,322	10,680	7,348	11,635	16,910	20,741	<b>185,747</b>
Edible ovine offal	167	348	365	363	380	355	246	237	113	203	252	333	<b>3,362</b>
<b>Total (sheepmeat + offal)</b>	<b>18,242</b>	<b>22,499</b>	<b>19,970</b>	<b>16,432</b>	<b>18,858</b>	<b>13,088</b>	<b>11,568</b>	<b>10,917</b>	<b>7,461</b>	<b>11,838</b>	<b>17,162</b>	<b>21,074</b>	<b>190,109</b>
	Beef exports												
	2019												
	Jan	Feb	Mar	Apr	May	Jun	Jul	Aug	Sep	Oct	Nov	Dec	
Sheepmeat exports	22,615	24,311	27,790	20,251	17,621	12,542	10,924	9,372	11,096	17,379	17,940	20,214	<b>212,055</b>
Edible ovine offal	373	480	531	345	452	226	233	208	237	255	331	399	<b>4,070</b>
<b>Total (sheepmeat + offal)</b>	<b>22,988</b>	<b>24,791</b>	<b>28,321</b>	<b>20,596</b>	<b>18,073</b>	<b>12,768</b>	<b>11,157</b>	<b>9,580</b>	<b>11,333</b>	<b>17,634</b>	<b>18,271</b>	<b>20,613</b>	<b>216,125</b>
	2020												
	Jan	Feb	Mar	Apr	May	Jun	Jul	Aug	Sep	Oct	Nov	Dec	
Sheepmeat exports	20,544	12,145	24,954	21,091	24,563	19,163	14,796	9,130	10,323	13,734	19,468	26,186	<b>216,097</b>
Edible ovine offal	456	352	537	450	383	357	208	504	183	201	217	242	<b>4,090</b>
<b>Total (sheepmeat + offal)</b>	<b>21,000</b>	<b>12,497</b>	<b>25,491</b>	<b>21,541</b>	<b>24,946</b>	<b>19,520</b>	<b>15,004</b>	<b>9,634</b>	<b>10,506</b>	<b>13,935</b>	<b>19,685</b>	<b>26,428</b>	<b>220,187</b>
	2021												
	Jan	Feb	Mar	Apr	May	Jun	Jul	Aug	Sep	Oct	Nov	Dec	
Sheepmeat exports	23,062	28,700	36,515	22,614	21,755	18,448	14,448	10,862	11,008	13,023	16,022	21,429	<b>237,886</b>
Edible ovine offal	741	1,444	441	249	203	270	167	121	155	149	235	178	<b>4,353</b>
<b>Total (sheepmeat + offal)</b>	<b>23,803</b>	<b>30,144</b>	<b>36,956</b>	<b>22,863</b>	<b>21,958</b>	<b>18,718</b>	<b>14,615</b>	<b>10,983</b>	<b>11,163</b>	<b>13,172</b>	<b>16,257</b>	<b>21,607</b>	<b>242,239</b>
	2022												
	Jan	Feb	Mar	Apr	May	Jun	Jul	Aug	Sep	Oct	Nov	Dec	
Sheepmeat exports	17,796	21,191	18,675	16,437	14,672	14,445	17,685	12,921	10,858	13,440	18,903	19,704	<b>196,727</b>
Edible ovine offal	135	212	195	166	151	244	187	122	91	103	182	115	<b>1,903</b>
<b>Total (sheepmeat + offal)</b>	<b>17,931</b>	<b>21,403</b>	<b>18,870</b>	<b>16,603</b>	<b>14,823</b>	<b>14,689</b>	<b>17,872</b>	<b>13,043</b>	<b>10,949</b>	<b>13,543</b>	<b>19,085</b>	<b>19,819</b>	<b>198,630</b>
	2023												
	Jan	Feb	Mar	Apr	May	Jun	Jul	Aug	Sep	Oct	Nov	Dec	
Sheepmeat exports	21,319	21,095	26,804	22,043	22,690	12,160	11,948	12,370	9,887	14,064	19,640	21,839	<b>215,859</b>
Edible ovine offal	147	207	246	255	279	168	202	128	122	197	189	260	<b>2,400</b>
<b>Total (sheepmeat + offal)</b>	<b>21,466</b>	<b>21,302</b>	<b>27,050</b>	<b>22,298</b>	<b>22,969</b>	<b>12,328</b>	<b>12,150</b>	<b>12,498</b>	<b>10,009</b>	<b>14,261</b>	<b>19,829</b>	<b>22,099</b>	<b>218,259</b>
	2024												
	Jan	Feb	Mar	Apr	May	Jun	Jul	Aug	Sep	Oct	Nov	Dec	
Sheepmeat exports	18,214	18,184	19,394	16,523	15,551	9,908	9,981						<b>107,755</b>
Edible ovine offal	209	292	373	369	318	243	245						<b>2,049</b>
<b>Total (sheepmeat + offal)</b>	<b>18,423</b>	<b>18,476</b>	<b>19,767</b>	<b>16,892</b>	<b>15,869</b>	<b>10,151</b>	<b>10,226</b>						<b>109,804</b>

Source: Compiled by MIA from Statistics New Zealand overseas merchandise trade data

**Monthly exports of sheepmeat to China,  
by volume, 2018 - 2024**



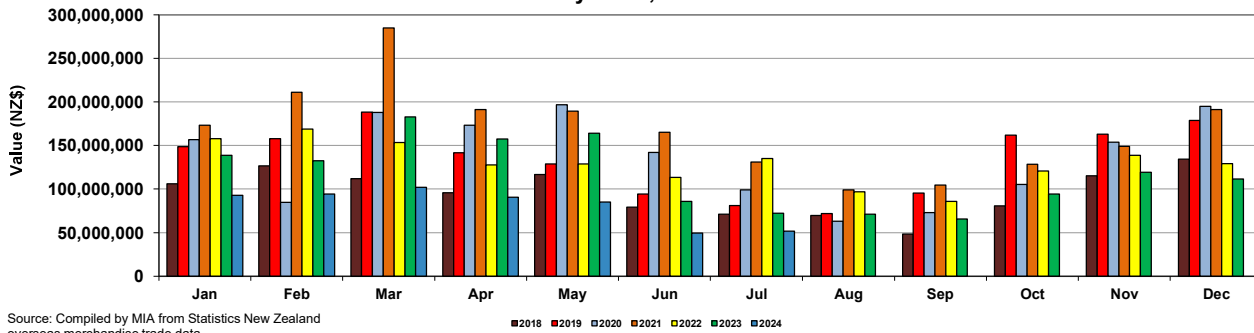
Source: Compiled by MIA from Statistics New Zealand overseas merchandise trade data

**Monthly exports of sheepmeat and edible offal to China, 2018-2024, by value (NZ\$)**

	2018												
	Jan	Feb	Mar	Apr	May	Jun	Jul	Aug	Sep	Oct	Nov	Dec	
Sheepmeat exports	106,218,477	126,845,603	112,156,078	95,734,172	116,737,324	79,404,186	71,404,856	69,744,003	48,318,086	80,865,635	115,247,392	134,571,047	1,157,246,859
Edible ovine offal	704,259	1,538,908	1,711,745	1,723,856	1,956,429	1,707,207	1,244,865	1,362,371	520,936	1,118,175	1,346,648	1,875,531	16,810,930
<b>Total (sheepmeat + offal)</b>	<b>106,922,736</b>	<b>128,384,511</b>	<b>113,867,823</b>	<b>97,458,028</b>	<b>118,693,753</b>	<b>81,111,393</b>	<b>72,649,721</b>	<b>71,106,374</b>	<b>48,839,022</b>	<b>81,983,810</b>	<b>116,594,040</b>	<b>136,446,578</b>	<b>1,067,135,053</b>
	2019												
Sheepmeat exports	148,626,043	158,037,093	188,461,942	141,820,803	128,953,292	94,290,809	81,270,201	72,199,631	95,557,870	161,994,013	163,266,001	179,083,142	1,613,560,840
Edible ovine offal	1,969,715	2,800,705	3,343,806	2,303,789	3,362,667	1,707,567	1,727,612	1,677,678	1,906,473	2,046,988	2,732,965	2,885,299	28,465,264
<b>Total (sheepmeat + offal)</b>	<b>150,595,758</b>	<b>160,837,798</b>	<b>191,805,748</b>	<b>144,124,592</b>	<b>132,315,959</b>	<b>95,998,376</b>	<b>82,997,813</b>	<b>73,877,309</b>	<b>97,464,343</b>	<b>164,041,001</b>	<b>165,998,966</b>	<b>181,968,441</b>	<b>1,642,026,104</b>
	2020												
Sheepmeat exports	156,840,290	84,883,357	188,062,067	173,230,319	196,704,607	142,062,236	99,227,092	62,935,871	73,139,755	105,323,936	153,810,069	194,856,364	1,631,075,963
Edible ovine offal	3,268,281	2,510,748	4,378,835	3,869,877	3,240,451	2,481,945	1,421,532	3,359,096	1,307,824	1,453,819	1,625,128	1,726,421	30,643,957
<b>Total (sheepmeat + offal)</b>	<b>160,108,571</b>	<b>87,394,105</b>	<b>192,440,902</b>	<b>177,100,196</b>	<b>199,945,058</b>	<b>144,544,181</b>	<b>100,648,624</b>	<b>66,294,967</b>	<b>74,447,579</b>	<b>106,777,755</b>	<b>155,435,197</b>	<b>196,582,785</b>	<b>1,661,719,920</b>
	2021												
Sheepmeat exports	173,252,930	211,306,737	284,890,705	191,531,036	189,393,629	165,064,168	131,288,505	99,087,361	104,731,901	128,695,093	149,292,259	191,347,112	2,019,881,436
Edible ovine offal	4,211,755	8,235,202	3,375,160	1,984,079	1,751,387	2,359,338	1,480,965	1,066,463	1,321,161	1,280,471	1,964,539	1,506,509	30,537,029
<b>Total (sheepmeat + offal)</b>	<b>177,464,685</b>	<b>219,541,939</b>	<b>288,265,865</b>	<b>193,515,115</b>	<b>191,145,016</b>	<b>167,423,506</b>	<b>132,769,470</b>	<b>100,153,824</b>	<b>106,053,062</b>	<b>129,975,564</b>	<b>151,256,798</b>	<b>192,853,621</b>	<b>2,050,418,465</b>
	2022												
Sheepmeat exports	158,008,971	169,082,376	153,437,274	127,944,225	128,908,543	113,616,739	135,285,999	97,077,165	85,853,410	120,882,642	138,709,478	129,217,398	1,558,024,220
Edible ovine offal	1,088,862	1,878,631	1,647,071	1,252,940	1,284,512	2,224,864	1,494,224	1,032,673	735,737	931,366	1,342,144	795,562	15,708,586
<b>Total (sheepmeat + offal)</b>	<b>159,097,833</b>	<b>170,961,007</b>	<b>155,084,345</b>	<b>129,197,165</b>	<b>130,193,055</b>	<b>115,841,603</b>	<b>136,780,223</b>	<b>98,109,838</b>	<b>86,589,147</b>	<b>121,814,008</b>	<b>140,051,622</b>	<b>130,012,960</b>	<b>1,573,732,806</b>
	2023												
Sheepmeat exports	139,040,598	132,335,310	182,792,266	157,544,269	164,245,665	85,849,794	72,381,158	71,187,373	65,518,409	94,476,449	119,421,971	111,696,306	1,396,489,568
Edible ovine offal	952,556	1,352,059	1,688,825	1,777,909	1,960,668	1,171,084	1,175,875	728,574	679,268	1,006,366	1,044,911	1,337,300	14,875,395
<b>Total (sheepmeat + offal)</b>	<b>139,993,154</b>	<b>133,687,369</b>	<b>184,481,091</b>	<b>159,322,178</b>	<b>166,206,333</b>	<b>87,020,878</b>	<b>73,557,033</b>	<b>71,915,947</b>	<b>66,197,677</b>	<b>95,482,815</b>	<b>120,466,882</b>	<b>113,033,606</b>	<b>1,411,364,963</b>
	2024												
Sheepmeat exports	92,683,612	94,595,502	102,095,979	90,511,839	85,135,322	49,771,139	51,847,383						566,640,776
Edible ovine offal	925,687	1,225,789	1,732,891	1,797,879	1,540,920	1,064,422	1,006,551						9,294,139
<b>Total (sheepmeat + offal)</b>	<b>93,609,299</b>	<b>95,821,291</b>	<b>103,828,870</b>	<b>92,309,718</b>	<b>86,676,242</b>	<b>50,835,561</b>	<b>52,853,934</b>						<b>575,934,915</b>

Source: Compiled by MIA from Statistics New Zealand overseas merchandise trade data

**Monthly exports of sheepmeat to China, by value, 2018 - 2024**



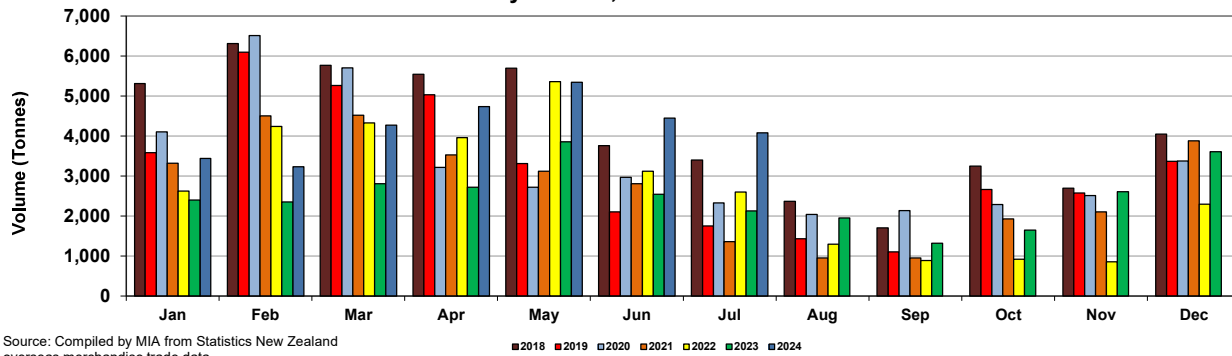
Source: Compiled by MIA from Statistics New Zealand overseas merchandise trade data

**Monthly exports of sheepmeat and edible offal to the UK, 2018-2024, by volume  
(Tonnes)**

	2018												
	Jan	Feb	Mar	Apr	May	Jun	Jul	Aug	Sep	Oct	Nov	Dec	
Sheepmeat exports	5,312	6,310	5,769	5,544	5,696	3,765	3,400	2,373	1,711	3,249	2,696	4,054	<b>49,879</b>
Edible ovine offal	477	692	500	709	717	492	335	279	238	373	348	455	<b>5,615</b>
<b>Total (sheepmeat + offal)</b>	<b>5,789</b>	<b>7,002</b>	<b>6,269</b>	<b>6,253</b>	<b>6,413</b>	<b>4,257</b>	<b>3,735</b>	<b>2,652</b>	<b>1,949</b>	<b>3,622</b>	<b>3,044</b>	<b>4,509</b>	<b>49,705</b>
	Beef exports												
	2019												
	Jan	Feb	Mar	Apr	May	Jun	Jul	Aug	Sep	Oct	Nov	Dec	
Sheepmeat exports	3,586	6,096	5,263	5,036	3,310	2,104	1,754	1,433	1,106	2,670	2,580	3,371	<b>38,309</b>
Edible ovine offal	936	797	712	566	425	378	341	321	242	289	327	442	<b>5,776</b>
<b>Total (sheepmeat + offal)</b>	<b>4,522</b>	<b>6,893</b>	<b>5,975</b>	<b>5,602</b>	<b>3,735</b>	<b>2,482</b>	<b>2,095</b>	<b>1,754</b>	<b>1,348</b>	<b>2,959</b>	<b>2,907</b>	<b>3,813</b>	<b>44,085</b>
	2020												
	Jan	Feb	Mar	Apr	May	Jun	Jul	Aug	Sep	Oct	Nov	Dec	
Sheepmeat exports	4,108	6,513	5,704	3,219	2,718	2,966	2,329	2,044	2,137	2,288	2,517	3,379	<b>39,922</b>
Edible ovine offal	490	719	669	640	370	386	327	395	197	300	376	635	<b>5,504</b>
<b>Total (sheepmeat + offal)</b>	<b>4,598</b>	<b>7,232</b>	<b>6,373</b>	<b>3,859</b>	<b>3,088</b>	<b>3,352</b>	<b>2,656</b>	<b>2,439</b>	<b>2,334</b>	<b>2,588</b>	<b>2,893</b>	<b>4,014</b>	<b>45,426</b>
	2021												
	Jan	Feb	Mar	Apr	May	Jun	Jul	Aug	Sep	Oct	Nov	Dec	
Sheepmeat exports	3,321	4,505	4,526	3,528	3,117	2,812	1,366	952	951	1,926	2,110	3,881	<b>32,995</b>
Edible ovine offal	454	723	732	596	358	390	355	224	223	311	350	552	<b>5,268</b>
<b>Total (sheepmeat + offal)</b>	<b>3,775</b>	<b>5,228</b>	<b>5,258</b>	<b>4,124</b>	<b>3,475</b>	<b>3,202</b>	<b>1,721</b>	<b>1,176</b>	<b>1,174</b>	<b>2,237</b>	<b>2,460</b>	<b>4,433</b>	<b>38,263</b>
	2022												
	Jan	Feb	Mar	Apr	May	Jun	Jul	Aug	Sep	Oct	Nov	Dec	
Sheepmeat exports	2,621	4,238	4,328	3,960	5,360	3,117	2,600	1,300	886	926	855	2,297	<b>32,488</b>
Edible ovine offal	559	734	866	557	776	267	356	214	207	250	323	435	<b>5,544</b>
<b>Total (sheepmeat + offal)</b>	<b>3,180</b>	<b>4,972</b>	<b>5,194</b>	<b>4,517</b>	<b>6,136</b>	<b>3,384</b>	<b>2,956</b>	<b>1,514</b>	<b>1,093</b>	<b>1,176</b>	<b>1,178</b>	<b>2,732</b>	<b>38,032</b>
	2023												
	Jan	Feb	Mar	Apr	May	Jun	Jul	Aug	Sep	Oct	Nov	Dec	
Sheepmeat exports	2,407	2,353	2,812	2,726	3,856	2,543	2,127	1,956	1,325	1,652	2,607	3,611	<b>29,975</b>
Edible ovine offal	263	312	584	692	445	370	172	172	135	87	188	353	<b>3,773</b>
<b>Total (sheepmeat + offal)</b>	<b>2,670</b>	<b>2,665</b>	<b>3,396</b>	<b>3,418</b>	<b>4,301</b>	<b>2,913</b>	<b>2,299</b>	<b>2,128</b>	<b>1,460</b>	<b>1,739</b>	<b>2,795</b>	<b>3,964</b>	<b>33,748</b>
	2024												
	Jan	Feb	Mar	Apr	May	Jun	Jul	Aug	Sep	Oct	Nov	Dec	
Sheepmeat exports	3,444	3,234	4,275	4,732	5,348	4,452	4,078						<b>29,563</b>
Edible ovine offal	433	668	685	677	639	285	509						<b>3,896</b>
<b>Total (sheepmeat + offal)</b>	<b>3,877</b>	<b>3,902</b>	<b>4,960</b>	<b>5,409</b>	<b>5,987</b>	<b>4,737</b>	<b>4,587</b>						<b>33,459</b>

Source: Compiled by MIA from Statistics New Zealand overseas merchandise trade data

**Monthly exports of sheepmeat to the UK,  
by volume, 2018 - 2024**

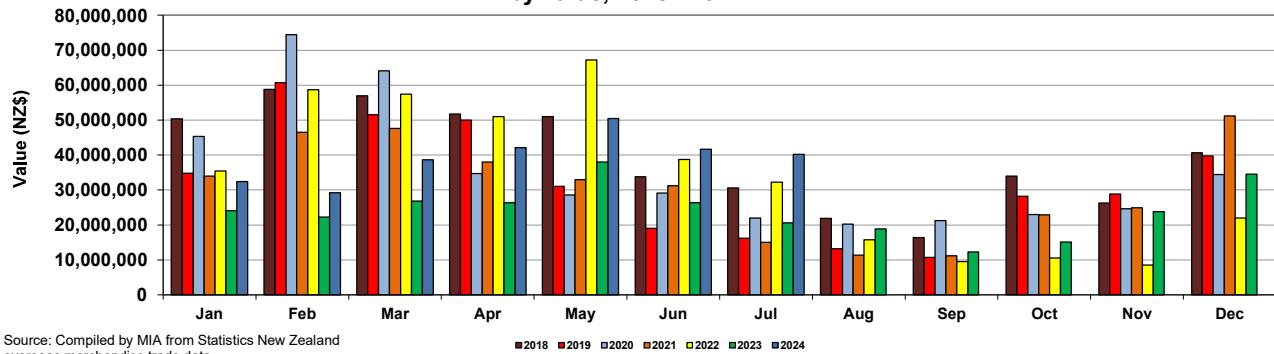


**Monthly exports of sheepmeat and edible offal to the UK, 2018-2024, by value (NZ\$)**

	2018												
	Jan	Feb	Mar	Apr	May	Jun	Jul	Aug	Sep	Oct	Nov	Dec	
Sheepmeat exports	50,381,216	58,755,820	56,995,198	51,695,268	51,045,581	33,769,394	30,644,872	21,926,236	16,387,545	33,988,830	26,278,002	40,628,302	<b>472,496,264</b>
Edible ovine offal	1,451,506	2,434,072	1,821,501	2,426,849	2,150,692	1,641,703	1,097,957	985,015	692,347	1,207,183	1,296,495	1,579,244	<b>18,784,564</b>
<b>Total (sheepmeat + offal)</b>	<b>51,832,722</b>	<b>61,189,892</b>	<b>58,816,699</b>	<b>54,122,117</b>	<b>53,196,273</b>	<b>35,411,097</b>	<b>31,742,829</b>	<b>22,911,251</b>	<b>17,079,892</b>	<b>35,196,013</b>	<b>27,574,497</b>	<b>42,207,546</b>	<b>439,448,106</b>
Beef exports													
	2019												
	Jan	Feb	Mar	Apr	May	Jun	Jul	Aug	Sep	Oct	Nov	Dec	
Sheepmeat exports	34,782,836	60,672,297	51,532,899	49,974,853	31,009,576	19,044,281	16,220,100	13,204,616	10,716,261	28,162,349	28,799,103	39,694,027	<b>383,813,198</b>
Edible ovine offal	3,115,290	3,080,866	3,034,731	2,411,953	1,782,885	1,578,724	1,209,723	1,138,044	1,053,199	987,135	1,347,764	1,766,064	<b>22,506,378</b>
<b>Total (sheepmeat + offal)</b>	<b>37,898,126</b>	<b>63,753,163</b>	<b>54,567,630</b>	<b>52,386,806</b>	<b>32,792,461</b>	<b>20,623,005</b>	<b>17,429,823</b>	<b>14,342,660</b>	<b>11,769,460</b>	<b>29,149,484</b>	<b>30,146,867</b>	<b>41,460,091</b>	<b>406,319,576</b>
	2020												
	Jan	Feb	Mar	Apr	May	Jun	Jul	Aug	Sep	Oct	Nov	Dec	
Sheepmeat exports	45,282,473	74,445,783	64,116,022	34,677,612	28,582,332	29,102,955	21,999,798	20,286,346	21,280,133	22,987,215	24,645,542	34,470,362	<b>421,876,573</b>
Edible ovine offal	1,972,411	3,206,631	2,840,906	2,766,336	1,474,092	1,484,633	1,565,014	1,778,441	751,214	1,329,196	1,244,503	2,350,039	<b>22,763,416</b>
<b>Total (sheepmeat + offal)</b>	<b>47,254,884</b>	<b>77,652,414</b>	<b>66,956,928</b>	<b>37,443,948</b>	<b>30,056,424</b>	<b>30,587,588</b>	<b>23,564,812</b>	<b>22,064,787</b>	<b>22,031,347</b>	<b>24,316,411</b>	<b>25,890,045</b>	<b>36,820,401</b>	<b>444,639,989</b>
	2021												
	Jan	Feb	Mar	Apr	May	Jun	Jul	Aug	Sep	Oct	Nov	Dec	
Sheepmeat exports	33,967,870	46,526,756	47,554,931	37,990,981	32,972,650	31,192,473	15,038,546	11,338,278	11,205,821	22,888,594	24,880,033	51,184,336	<b>366,741,269</b>
Edible ovine offal	2,259,585	2,532,530	2,824,786	2,536,709	1,712,003	2,039,044	1,966,964	767,157	1,136,784	1,693,624	1,640,173	3,112,547	<b>24,221,906</b>
<b>Total (sheepmeat + offal)</b>	<b>36,227,455</b>	<b>49,059,286</b>	<b>50,379,717</b>	<b>40,527,690</b>	<b>34,684,653</b>	<b>33,231,517</b>	<b>17,005,510</b>	<b>12,105,435</b>	<b>12,342,605</b>	<b>24,582,218</b>	<b>26,520,206</b>	<b>54,296,883</b>	<b>390,963,175</b>
	2022												
	Jan	Feb	Mar	Apr	May	Jun	Jul	Aug	Sep	Oct	Nov	Dec	
Sheepmeat exports	35,456,158	58,722,409	57,432,740	50,958,178	67,241,474	38,780,792	32,242,826	15,755,843	9,481,974	10,484,724	8,468,358	21,976,293	<b>407,001,769</b>
Edible ovine offal	3,055,808	3,504,424	4,493,016	2,929,567	4,062,967	1,810,242	2,263,205	1,343,189	1,015,274	1,509,276	1,642,893	2,901,706	<b>30,531,567</b>
<b>Total (sheepmeat + offal)</b>	<b>38,511,966</b>	<b>62,226,833</b>	<b>61,925,756</b>	<b>53,887,745</b>	<b>71,304,441</b>	<b>40,591,034</b>	<b>34,506,031</b>	<b>17,099,032</b>	<b>10,497,248</b>	<b>11,994,000</b>	<b>10,111,251</b>	<b>24,877,999</b>	<b>437,533,336</b>
	2023												
	Jan	Feb	Mar	Apr	May	Jun	Jul	Aug	Sep	Oct	Nov	Dec	
Sheepmeat exports	24,056,219	22,289,835	26,804,850	26,339,894	37,988,709	26,391,619	20,656,191	18,887,457	12,297,403	15,080,904	23,797,422	34,508,225	<b>289,098,728</b>
Edible ovine offal	1,851,242	1,857,146	3,102,879	4,175,807	2,385,239	2,697,267	1,566,734	1,194,032	1,109,164	778,101	1,678,698	2,158,823	<b>24,555,132</b>
<b>Total (sheepmeat + offal)</b>	<b>25,907,461</b>	<b>24,146,981</b>	<b>29,907,729</b>	<b>30,515,701</b>	<b>40,373,948</b>	<b>29,088,886</b>	<b>22,222,925</b>	<b>20,081,489</b>	<b>13,406,567</b>	<b>15,859,005</b>	<b>25,476,120</b>	<b>36,667,048</b>	<b>313,653,860</b>
	2024												
	Jan	Feb	Mar	Apr	May	Jun	Jul	Aug	Sep	Oct	Nov	Dec	
Sheepmeat exports	32,376,203	29,257,544	38,632,689	42,096,446	50,500,000	41,690,774	40,239,650						<b>274,793,306</b>
Edible ovine offal	2,105,079	3,170,131	2,965,790	2,943,208	3,163,275	1,340,281	2,602,332						<b>18,290,096</b>
<b>Total (sheepmeat + offal)</b>	<b>34,481,282</b>	<b>32,427,675</b>	<b>41,598,479</b>	<b>45,039,654</b>	<b>53,663,275</b>	<b>43,031,055</b>	<b>42,841,982</b>						<b>293,083,402</b>

Source: Compiled by MIA from Statistics New Zealand overseas merchandise trade data

**Monthly exports of sheepmeat to the UK, by value, 2018 - 2024**



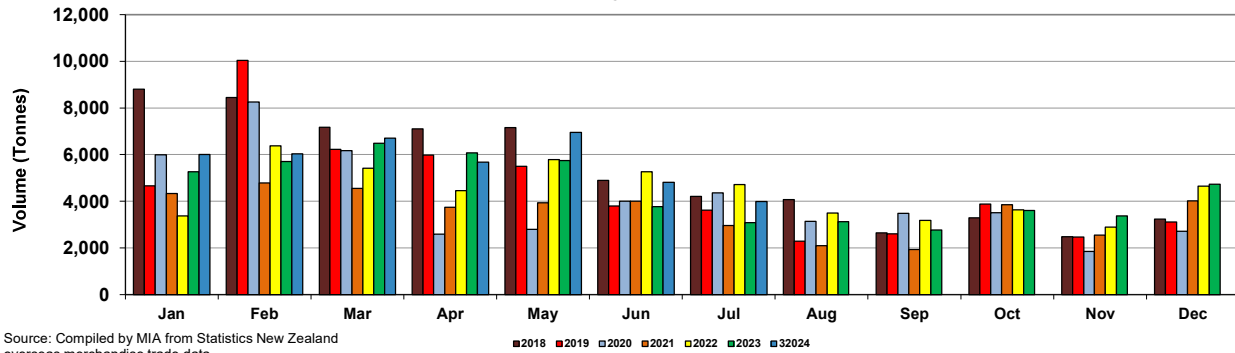
Source: Compiled by MIA from Statistics New Zealand overseas merchandise trade data

**Monthly exports of sheepmeat and edible offal to the European Union (excluding UK), 2018-2024, by volume (Tonnes)**

	Jan	Feb	Mar	Apr	May	Jun	Jul	Aug	Sep	Oct	Nov	Dec	
<b>2018</b>													
Sheepmeat exports	8,803	8,453	7,181	7,107	7,150	4,892	4,201	4,076	2,652	3,294	2,483	3,231	<b>63,523</b>
Edible ovine offal	176	109	175	74	113	27	59	10	63	118	136	190	<b>1,250</b>
<b>Total (sheepmeat + offal)</b>	<b>8,979</b>	<b>8,562</b>	<b>7,356</b>	<b>7,181</b>	<b>7,263</b>	<b>4,919</b>	<b>4,260</b>	<b>4,086</b>	<b>2,715</b>	<b>3,412</b>	<b>2,619</b>	<b>3,421</b>	<b>55,794</b>
<b>2019</b>													
Sheepmeat exports	4,666	10,038	6,221	5,977	5,499	3,794	3,625	2,296	2,600	3,873	2,458	3,107	<b>54,154</b>
Edible ovine offal	182	76	178	97	49	48	119	19	43	161	96	257	<b>1,325</b>
<b>Total (sheepmeat + offal)</b>	<b>4,848</b>	<b>10,114</b>	<b>6,399</b>	<b>6,074</b>	<b>5,548</b>	<b>3,842</b>	<b>3,744</b>	<b>2,315</b>	<b>2,643</b>	<b>4,034</b>	<b>2,554</b>	<b>3,364</b>	<b>55,479</b>
<b>2020</b>													
Sheepmeat exports	5,991	8,252	6,166	2,589	2,803	4,000	4,363	3,137	3,490	3,514	1,854	2,704	<b>48,863</b>
Edible ovine offal	179	232	98	16	34	54	44	38	19	161	109	166	<b>1,150</b>
<b>Total (sheepmeat + offal)</b>	<b>6,170</b>	<b>8,484</b>	<b>6,264</b>	<b>2,605</b>	<b>2,837</b>	<b>4,054</b>	<b>4,407</b>	<b>3,175</b>	<b>3,509</b>	<b>3,675</b>	<b>1,963</b>	<b>2,870</b>	<b>50,013</b>
<b>2021</b>													
Sheepmeat exports	4,337	4,782	4,543	3,739	3,932	4,003	2,962	2,096	1,924	3,856	2,549	4,015	<b>42,738</b>
Edible ovine offal	216	221	48	42	107	82	72	58	40	94	133	149	<b>1,262</b>
<b>Total (sheepmeat + offal)</b>	<b>4,553</b>	<b>5,003</b>	<b>4,591</b>	<b>3,781</b>	<b>4,039</b>	<b>4,085</b>	<b>3,034</b>	<b>2,154</b>	<b>1,964</b>	<b>3,950</b>	<b>2,682</b>	<b>4,164</b>	<b>44,000</b>
<b>2022</b>													
Sheepmeat exports	3,371	6,376	5,410	4,454	5,785	5,264	4,710	3,492	3,188	3,639	2,889	4,652	<b>53,230</b>
Edible ovine offal	72	43	165	17	89	34	58	14	198	31	234	204	<b>1,159</b>
<b>Total (sheepmeat + offal)</b>	<b>3,443</b>	<b>6,419</b>	<b>5,575</b>	<b>4,471</b>	<b>5,874</b>	<b>5,298</b>	<b>4,768</b>	<b>3,506</b>	<b>3,386</b>	<b>3,670</b>	<b>3,123</b>	<b>4,856</b>	<b>54,389</b>
<b>2023</b>													
Sheepmeat exports	5,261	5,709	6,483	6,084	5,746	3,765	3,082	3,130	2,762	3,607	3,365	4,733	<b>53,727</b>
Edible ovine offal	76	42	187	108	46	48	33	135	73	84	226	250	<b>1,308</b>
<b>Total (sheepmeat + offal)</b>	<b>5,337</b>	<b>5,751</b>	<b>6,670</b>	<b>6,192</b>	<b>5,792</b>	<b>3,813</b>	<b>3,115</b>	<b>3,265</b>	<b>2,835</b>	<b>3,691</b>	<b>3,591</b>	<b>4,983</b>	<b>55,035</b>
<b>2024</b>													
Sheepmeat exports	6,003	6,031	6,704	5,671	6,952	4,819	3,985						<b>40,165</b>
Edible ovine offal	137	241	139	173	214	62	112						<b>1,078</b>
<b>Total (sheepmeat + offal)</b>	<b>6,140</b>	<b>6,272</b>	<b>6,843</b>	<b>5,844</b>	<b>7,166</b>	<b>4,881</b>	<b>4,097</b>						<b>41,243</b>

Source: Compiled by MIA from Statistics New Zealand overseas merchandise trade data

**Monthly exports of sheepmeat to the European Union (excluding UK), by volume, 2018 - 2024**



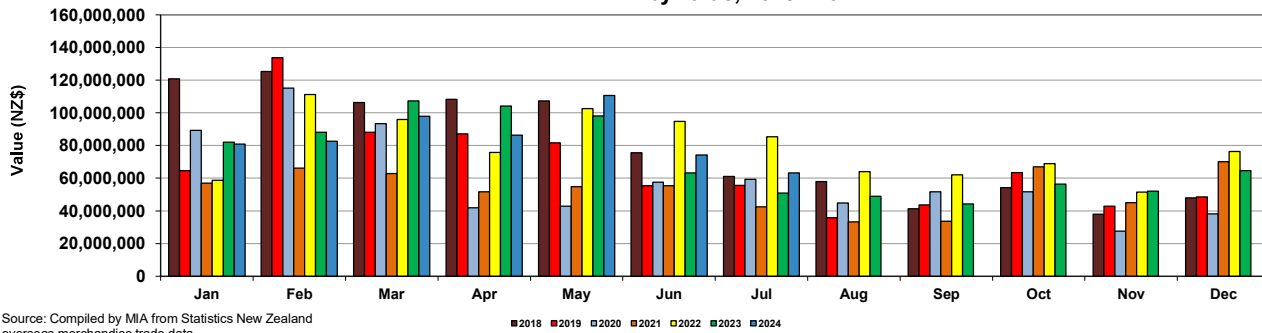
Source: Compiled by MIA from Statistics New Zealand overseas merchandise trade data

**Monthly exports of sheepmeat and edible offal to the European Union (excluding UK), 2018-2024, by value (NZ\$)**

	2018												
	Jan	Feb	Mar	Apr	May	Jun	Jul	Aug	Sep	Oct	Nov	Dec	
Sheepmeat exports	120,804,927	125,384,674	106,277,032	108,329,973	107,328,010	75,725,712	61,063,297	58,015,345	41,334,133	54,232,926	37,951,406	48,000,460	944,447,895
Edible ovine offal	439,381	439,748	607,705	221,892	738,213	88,769	430,359	71,462	297,895	296,108	285,470	556,628	4,473,630
<b>Total (sheepmeat + offal)</b>	<b>125,824,422</b>	<b>125,824,422</b>	<b>106,884,737</b>	<b>108,551,865</b>	<b>108,066,223</b>	<b>75,814,481</b>	<b>61,493,656</b>	<b>58,086,807</b>	<b>41,632,028</b>	<b>54,529,034</b>	<b>38,236,876</b>	<b>48,557,088</b>	<b>827,677,217</b>
	2019												
	Jan	Feb	Mar	Apr	May	Jun	Jul	Aug	Sep	Oct	Nov	Dec	
Sheepmeat exports	64,627,615	133,782,052	88,078,908	87,148,272	81,758,943	55,407,764	55,654,803	35,806,181	43,656,634	63,386,870	42,824,017	48,649,463	800,781,522
Edible ovine offal	566,490	304,911	540,663	397,317	202,731	233,668	303,631	142,674	219,491	402,242	330,132	775,039	4,418,989
<b>Total (sheepmeat + offal)</b>	<b>65,194,105</b>	<b>134,086,963</b>	<b>88,619,571</b>	<b>87,545,589</b>	<b>81,961,674</b>	<b>55,641,432</b>	<b>55,958,434</b>	<b>35,948,855</b>	<b>43,876,125</b>	<b>63,789,112</b>	<b>43,154,149</b>	<b>49,424,502</b>	<b>805,200,511</b>
	2020												
	Jan	Feb	Mar	Apr	May	Jun	Jul	Aug	Sep	Oct	Nov	Dec	
Sheepmeat exports	89,382,122	115,131,060	93,358,902	41,901,582	42,836,028	57,562,816	59,351,017	44,785,853	51,678,169	51,754,498	27,570,011	38,220,028	713,532,086
Edible ovine offal	453,127	876,908	350,712	131,004	105,328	139,319	208,464	134,405	123,879	632,464	291,062	446,548	3,893,220
<b>Total (sheepmeat + offal)</b>	<b>89,835,249</b>	<b>116,007,968</b>	<b>93,709,614</b>	<b>42,032,586</b>	<b>42,941,356</b>	<b>57,702,135</b>	<b>59,559,481</b>	<b>44,920,258</b>	<b>51,802,048</b>	<b>52,386,962</b>	<b>27,861,073</b>	<b>38,666,576</b>	<b>717,425,306</b>
	2021												
	Jan	Feb	Mar	Apr	May	Jun	Jul	Aug	Sep	Oct	Nov	Dec	
Sheepmeat exports	56,933,432	66,170,330	62,804,042	51,685,872	54,746,862	55,529,198	42,465,069	33,406,043	33,711,368	67,079,394	45,019,122	70,253,474	639,804,206
Edible ovine offal	684,580	578,540	180,856	153,724	523,936	182,581	276,856	174,664	173,645	281,472	349,831	399,706	3,960,391
<b>Total (sheepmeat + offal)</b>	<b>57,618,012</b>	<b>66,748,870</b>	<b>62,984,898</b>	<b>51,839,596</b>	<b>55,270,798</b>	<b>55,711,779</b>	<b>42,741,925</b>	<b>33,580,707</b>	<b>33,885,013</b>	<b>67,360,866</b>	<b>45,368,953</b>	<b>70,653,180</b>	<b>643,764,597</b>
	2022												
	Jan	Feb	Mar	Apr	May	Jun	Jul	Aug	Sep	Oct	Nov	Dec	
Sheepmeat exports	58,826,029	111,372,754	95,900,265	75,771,166	102,530,278	94,815,708	85,377,921	63,950,350	62,187,510	69,065,331	51,612,125	76,311,210	947,720,647
Edible ovine offal	198,696	214,313	530,371	96,057	415,896	167,971	213,028	128,646	617,598	172,101	761,092	833,037	4,348,806
<b>Total (sheepmeat + offal)</b>	<b>59,024,725</b>	<b>111,587,067</b>	<b>96,430,636</b>	<b>75,867,223</b>	<b>102,946,174</b>	<b>94,983,679</b>	<b>85,590,949</b>	<b>64,078,996</b>	<b>62,805,108</b>	<b>69,237,432</b>	<b>52,373,217</b>	<b>77,144,247</b>	<b>952,069,453</b>
	2023												
	Jan	Feb	Mar	Apr	May	Jun	Jul	Aug	Sep	Oct	Nov	Dec	
Sheepmeat exports	82,005,623	88,153,011	107,357,692	104,174,326	98,154,760	63,245,108	50,835,995	49,043,527	44,337,033	56,482,136	52,127,600	64,657,131	860,573,942
Edible ovine offal	291,013	227,093	681,295	405,491	281,897	493,084	201,247	589,077	319,564	646,599	987,047	1,213,023	6,336,430
<b>Total (sheepmeat + offal)</b>	<b>82,296,636</b>	<b>88,380,104</b>	<b>108,038,987</b>	<b>104,579,817</b>	<b>98,436,657</b>	<b>63,738,192</b>	<b>51,037,242</b>	<b>49,632,604</b>	<b>44,656,597</b>	<b>57,128,735</b>	<b>53,114,647</b>	<b>65,870,154</b>	<b>866,910,372</b>
	2024												
	Jan	Feb	Mar	Apr	May	Jun	Jul	Aug	Sep	Oct	Nov	Dec	
Sheepmeat exports	81,018,535	82,707,333	97,955,566	86,442,280	110,653,191	74,335,464	63,310,863						596,423,232
Edible ovine offal	812,583	1,373,059	850,854	900,325	1,237,634	317,714	488,235						5,980,404
<b>Total (sheepmeat + offal)</b>	<b>81,831,118</b>	<b>84,080,392</b>	<b>98,806,420</b>	<b>87,342,605</b>	<b>111,890,825</b>	<b>74,653,178</b>	<b>63,799,098</b>						<b>602,403,636</b>

Source: Compiled by MIA from Statistics New Zealand overseas merchandise trade data

**Monthly exports of sheepmeat to the European Union (excluding UK), by value, 2018 - 2024**



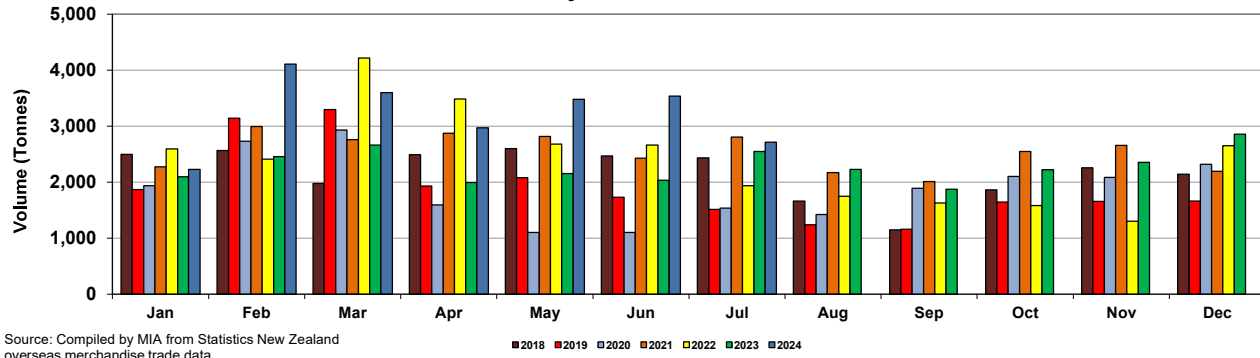
Source: Compiled by MIA from Statistics New Zealand overseas merchandise trade data

**Monthly exports of sheepmeat and edible offal to the United States 2018-2024, by volume  
(Tonnes)**

	2018												
	Jan	Feb	Mar	Apr	May	Jun	Jul	Aug	Sep	Oct	Nov	Dec	
Sheepmeat exports	2,500	2,564	1,976	2,488	2,601	2,467	2,435	1,662	1,150	1,863	2,253	2,141	26,100
Edible ovine offal	424	830	451	502	271	230	145	79	41	22	132	137	3,264
<b>Total (sheepmeat + offal)</b>	<b>2,924</b>	<b>3,394</b>	<b>2,427</b>	<b>2,990</b>	<b>2,872</b>	<b>2,697</b>	<b>2,580</b>	<b>1,741</b>	<b>1,191</b>	<b>1,885</b>	<b>2,385</b>	<b>2,278</b>	<b>26,440</b>
	2019												
	Jan	Feb	Mar	Apr	May	Jun	Jul	Aug	Sep	Oct	Nov	Dec	
Sheepmeat exports	1,866	3,142	3,292	1,927	2,077	1,733	1,511	1,239	1,157	1,645	1,652	1,663	22,904
Edible ovine offal	214	527	717	597	690	414	267	149	123	205	97	83	4,083
<b>Total (sheepmeat + offal)</b>	<b>2,080</b>	<b>3,669</b>	<b>4,009</b>	<b>2,524</b>	<b>2,767</b>	<b>2,147</b>	<b>1,778</b>	<b>1,388</b>	<b>1,280</b>	<b>1,850</b>	<b>1,749</b>	<b>1,746</b>	<b>26,987</b>
	2020												
	Jan	Feb	Mar	Apr	May	Jun	Jul	Aug	Sep	Oct	Nov	Dec	
Sheepmeat exports	1,936	2,731	2,928	1,589	1,102	1,099	1,539	1,422	1,892	2,105	2,083	2,320	22,746
Edible ovine offal	118	406	451	373	219	223	308	340	391	199	116	240	3,384
<b>Total (sheepmeat + offal)</b>	<b>2,054</b>	<b>3,137</b>	<b>3,379</b>	<b>1,962</b>	<b>1,321</b>	<b>1,322</b>	<b>1,847</b>	<b>1,762</b>	<b>2,283</b>	<b>2,304</b>	<b>2,199</b>	<b>2,560</b>	<b>26,130</b>
	2021												
	Jan	Feb	Mar	Apr	May	Jun	Jul	Aug	Sep	Oct	Nov	Dec	
Sheepmeat exports	2,273	2,991	2,758	2,872	2,816	2,427	2,803	2,171	2,013	2,547	2,653	2,194	30,518
Edible ovine offal	184	312	406	351	143	329	409	151	196	203	317	110	3,111
<b>Total (sheepmeat + offal)</b>	<b>2,457</b>	<b>3,303</b>	<b>3,164</b>	<b>3,223</b>	<b>2,959</b>	<b>2,756</b>	<b>3,212</b>	<b>2,322</b>	<b>2,209</b>	<b>2,750</b>	<b>2,970</b>	<b>2,304</b>	<b>33,629</b>
	2022												
	Jan	Feb	Mar	Apr	May	Jun	Jul	Aug	Sep	Oct	Nov	Dec	
Sheepmeat exports	2,590	2,412	4,215	3,484	2,678	2,664	1,937	1,746	1,627	1,581	1,303	2,651	28,888
Edible ovine offal	316	91	487	164	442	282	273	193	94	141	269	112	2,864
<b>Total (sheepmeat + offal)</b>	<b>2,906</b>	<b>2,503</b>	<b>4,702</b>	<b>3,648</b>	<b>3,120</b>	<b>2,946</b>	<b>2,210</b>	<b>1,939</b>	<b>1,721</b>	<b>1,722</b>	<b>1,572</b>	<b>2,763</b>	<b>31,752</b>
	2023												
	Jan	Feb	Mar	Apr	May	Jun	Jul	Aug	Sep	Oct	Nov	Dec	
Sheepmeat exports	2,096	2,455	2,664	1,991	2,151	2,033	2,546	2,230	1,877	2,220	2,353	2,855	27,471
Edible ovine offal	261	265	257	299	153	274	138	165	95	124	159	52	2,242
<b>Total (sheepmeat + offal)</b>	<b>2,357</b>	<b>2,720</b>	<b>2,921</b>	<b>2,290</b>	<b>2,304</b>	<b>2,307</b>	<b>2,684</b>	<b>2,395</b>	<b>1,972</b>	<b>2,344</b>	<b>2,512</b>	<b>2,907</b>	<b>29,713</b>
	2024												
	Jan	Feb	Mar	Apr	May	Jun	Jul	Aug	Sep	Oct	Nov	Dec	
Sheepmeat exports	2,228	4,109	3,599	2,969	3,480	3,534	2,713						22,632
Edible ovine offal	75	202	219	136	257	193	224						1,306
<b>Total (sheepmeat + offal)</b>	<b>2,303</b>	<b>4,311</b>	<b>3,818</b>	<b>3,105</b>	<b>3,737</b>	<b>3,727</b>	<b>2,937</b>						<b>23,938</b>

Source: Compiled by MIA from Statistics New Zealand overseas merchandise trade data

**Monthly exports of sheepmeat to the United States,  
by volume, 2018 - 2024**



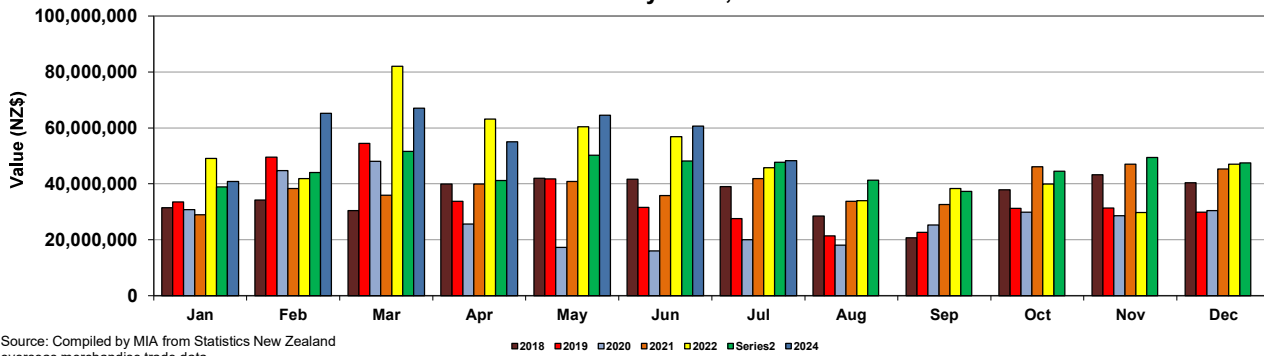


**Monthly exports of sheepmeat and edible offal to the United States, 2018-2024, by value (NZ\$)**

	2018												
	Jan	Feb	Mar	Apr	May	Jun	Jul	Aug	Sep	Oct	Nov	Dec	
Sheepmeat exports	31,480,087	34,162,857	30,436,272	39,901,161	41,934,730	41,696,983	39,016,460	28,488,135	20,733,587	37,917,762	43,227,422	40,367,591	<b>429,363,047</b>
Edible ovine offal	917,604	1,406,740	753,822	987,939	627,424	621,848	282,800	211,311	188,300	85,028	375,494	288,457	<b>6,746,767</b>
<b>Total (sheepmeat + offal)</b>	<b>32,397,691</b>	<b>35,569,597</b>	<b>31,190,094</b>	<b>40,889,100</b>	<b>42,562,154</b>	<b>42,318,831</b>	<b>39,299,260</b>	<b>28,699,446</b>	<b>20,921,887</b>	<b>38,002,790</b>	<b>43,602,916</b>	<b>40,656,048</b>	<b>403,712,123</b>
	2019												
	Jan	Feb	Mar	Apr	May	Jun	Jul	Aug	Sep	Oct	Nov	Dec	
Sheepmeat exports	33,524,677	49,563,613	54,509,918	33,700,315	41,728,686	31,606,071	27,581,438	21,395,409	22,634,173	31,220,319	31,362,160	29,906,558	<b>408,733,337</b>
Edible ovine offal	434,679	1,093,941	1,418,833	1,140,987	1,357,608	802,365	598,125	415,046	401,907	570,290	314,161	252,931	<b>8,800,873</b>
<b>Total (sheepmeat + offal)</b>	<b>33,959,356</b>	<b>50,657,554</b>	<b>55,928,751</b>	<b>34,841,302</b>	<b>43,086,294</b>	<b>32,408,436</b>	<b>28,179,563</b>	<b>21,810,455</b>	<b>23,036,080</b>	<b>31,790,609</b>	<b>31,676,321</b>	<b>30,159,489</b>	<b>417,534,210</b>
	2020												
	Jan	Feb	Mar	Apr	May	Jun	Jul	Aug	Sep	Oct	Nov	Dec	
Sheepmeat exports	30,830,470	44,760,001	48,091,733	25,635,763	17,270,297	15,990,021	20,065,622	18,093,002	25,201,138	29,820,309	28,600,418	30,406,274	<b>334,765,048</b>
Edible ovine offal	288,561	1,097,694	1,245,389	778,234	495,010	407,269	636,331	754,538	741,368	409,921	392,711	744,563	<b>7,991,589</b>
<b>Total (sheepmeat + offal)</b>	<b>31,119,031</b>	<b>45,857,695</b>	<b>49,337,122</b>	<b>26,413,997</b>	<b>17,765,307</b>	<b>16,397,290</b>	<b>20,701,953</b>	<b>18,847,540</b>	<b>25,942,506</b>	<b>30,230,230</b>	<b>28,993,129</b>	<b>31,150,837</b>	<b>342,756,637</b>
	2021												
	Jan	Feb	Mar	Apr	May	Jun	Jul	Aug	Sep	Oct	Nov	Dec	
Sheepmeat exports	28,948,986	38,371,882	35,964,056	39,988,035	40,909,573	35,801,718	41,894,023	33,720,858	32,616,064	46,166,856	47,077,882	45,307,607	<b>466,767,540</b>
Edible ovine offal	520,614	941,687	1,056,469	1,103,886	483,852	825,847	994,443	480,696	451,859	517,893	801,468	363,885	<b>8,542,599</b>
<b>Total (sheepmeat + offal)</b>	<b>29,469,600</b>	<b>39,313,569</b>	<b>37,020,525</b>	<b>41,091,921</b>	<b>41,393,425</b>	<b>36,627,565</b>	<b>42,888,466</b>	<b>34,201,554</b>	<b>33,067,923</b>	<b>46,684,749</b>	<b>47,879,350</b>	<b>45,671,492</b>	<b>475,310,139</b>
	2022												
	Jan	Feb	Mar	Apr	May	Jun	Jul	Aug	Sep	Oct	Nov	Dec	
Sheepmeat exports	49,035,958	41,815,384	82,010,912	63,187,098	60,396,372	56,880,568	45,823,213	33,928,755	38,282,911	39,933,595	29,777,028	46,978,595	<b>588,050,389</b>
Edible ovine offal	843,175	273,812	1,451,871	424,438	1,351,983	1,086,414	943,537	786,763	498,644	514,893	966,395	436,353	<b>9,578,278</b>
<b>Total (sheepmeat + offal)</b>	<b>49,879,133</b>	<b>42,089,196</b>	<b>83,462,783</b>	<b>63,611,536</b>	<b>61,748,355</b>	<b>57,966,982</b>	<b>46,766,750</b>	<b>34,715,518</b>	<b>38,781,555</b>	<b>40,448,488</b>	<b>30,743,423</b>	<b>47,414,948</b>	<b>597,628,667</b>
	2023												
	Jan	Feb	Mar	Apr	May	Jun	Jul	Aug	Sep	Oct	Nov	Dec	
Sheepmeat exports	38,907,844	44,006,852	51,627,576	41,134,077	50,170,463	48,162,936	47,673,452	41,264,072	37,226,937	44,537,194	49,423,073	47,496,244	<b>541,630,720</b>
Edible ovine offal	1,260,177	1,206,653	1,271,973	1,511,996	509,894	1,105,423	434,441	603,230	271,504	402,326	457,345	311,880	<b>9,346,842</b>
<b>Total (sheepmeat + offal)</b>	<b>40,168,021</b>	<b>45,213,505</b>	<b>52,899,549</b>	<b>42,646,073</b>	<b>50,680,357</b>	<b>49,268,359</b>	<b>48,107,893</b>	<b>41,867,302</b>	<b>37,498,441</b>	<b>44,939,520</b>	<b>49,880,418</b>	<b>47,808,124</b>	<b>550,977,562</b>
	2024												
	Jan	Feb	Mar	Apr	May	Jun	Jul	Aug	Sep	Oct	Nov	Dec	
Sheepmeat exports	40,845,620	65,225,989	67,039,480	55,010,986	64,488,055	60,586,949	48,240,671						<b>401,437,750</b>
Edible ovine offal	222,203	824,149	859,310	566,169	814,655	553,870	892,641						<b>4,732,997</b>
<b>Total (sheepmeat + offal)</b>	<b>41,067,823</b>	<b>66,050,138</b>	<b>67,898,790</b>	<b>55,577,155</b>	<b>65,302,710</b>	<b>61,140,819</b>	<b>49,133,312</b>						<b>406,170,747</b>

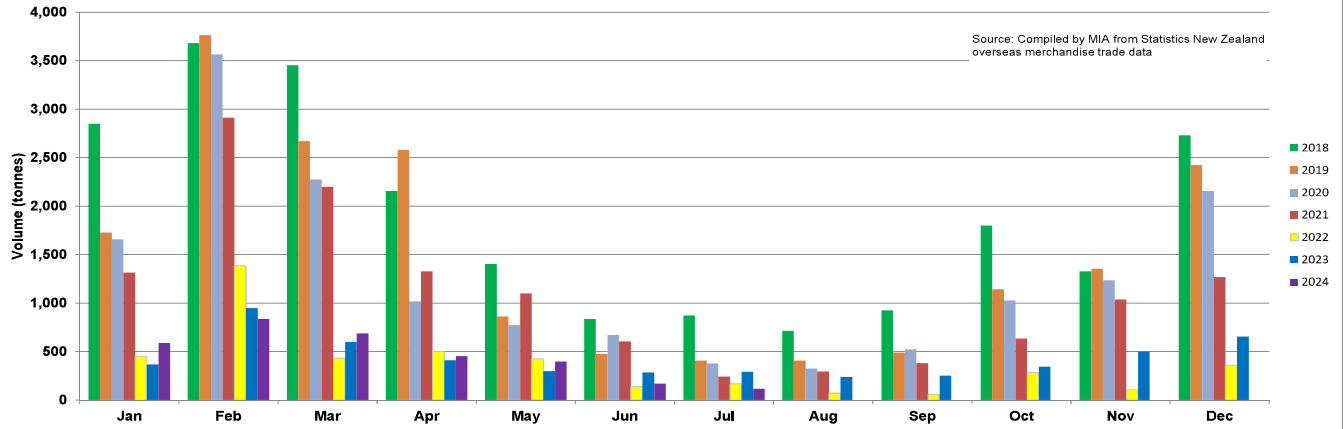
Source: Compiled by MIA from Statistics New Zealand overseas merchandise trade data

**Monthly exports of sheepmeat to the United States, by value, 2018 - 2024**

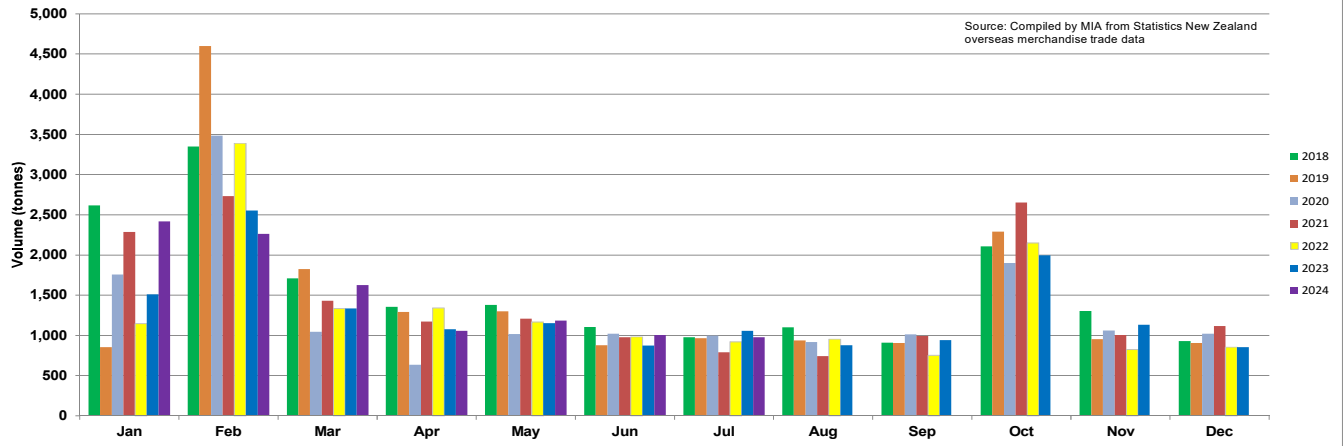


Source: Compiled by MIA from Statistics New Zealand overseas merchandise trade data

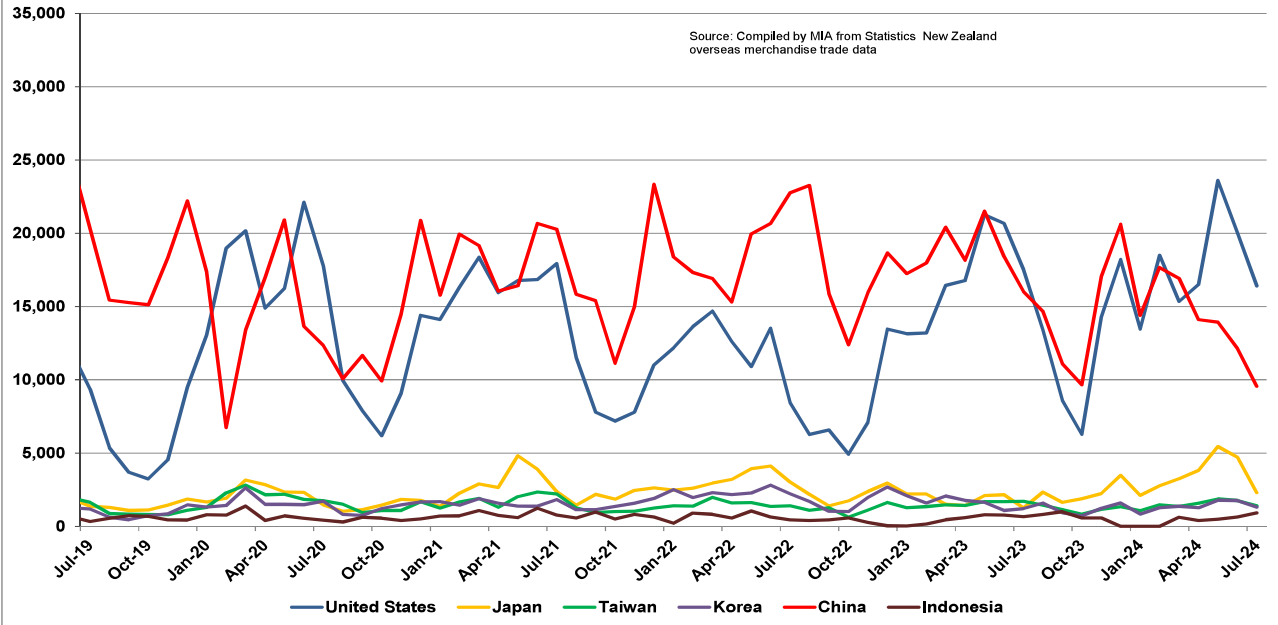
Monthly chilled lamb exports to the UK by volume (tonnes)



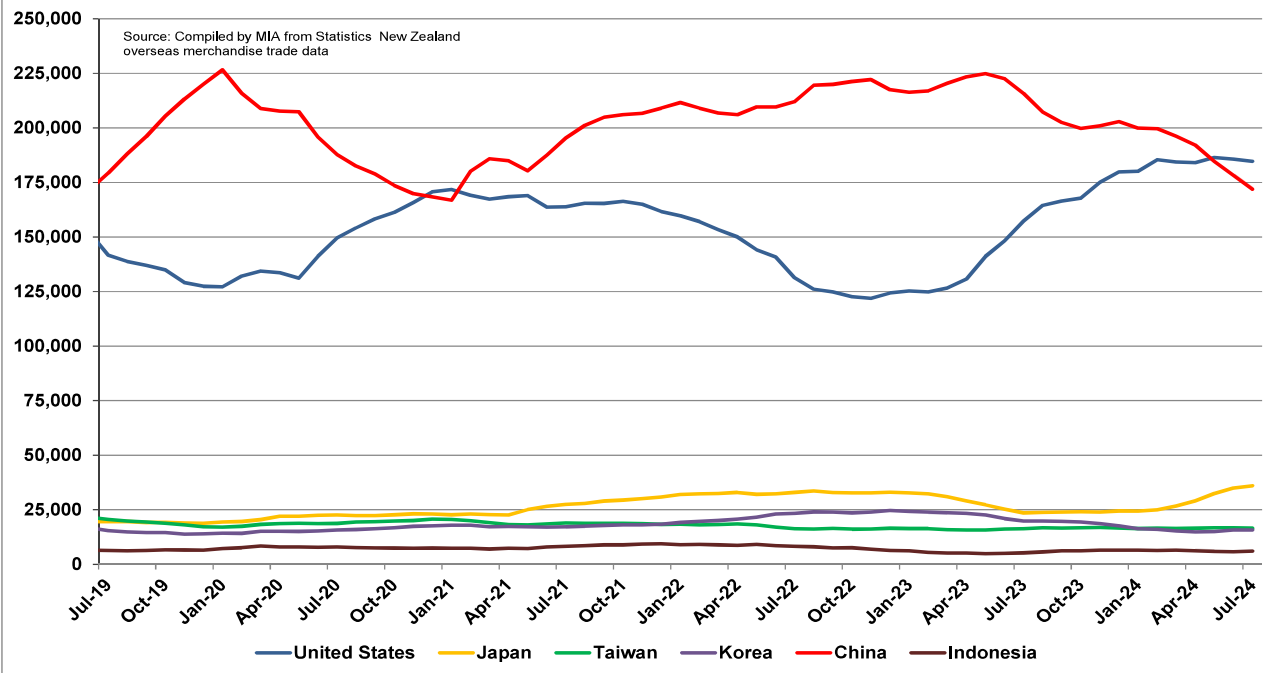
Monthly chilled lamb exports to EU (excluding UK) by volume (tonnes)



**Monthly beef exports to selected markets by volume (tonnes)**



**Beef exports to selected markets - rolling 12 month volume (tonnes)**

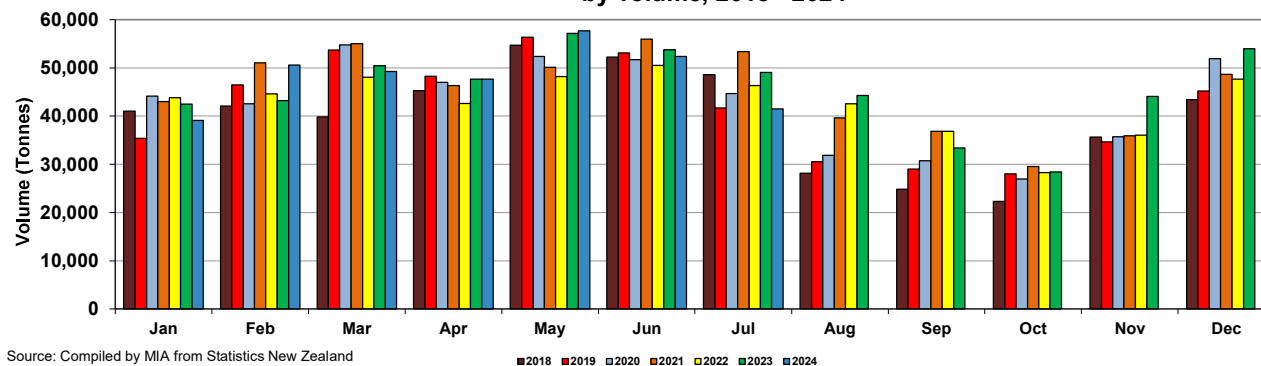


**Monthly exports of beef and edible offal to all market, 2018-2024, by volume  
(Tonnes)**

	2018												
	Jan	Feb	Mar	Apr	May	Jun	Jul	Aug	Sep	Oct	Nov	Dec	
<b>Beef exports</b>	37,689	38,451	36,195	41,278	50,034	46,983	44,375	25,426	22,518	20,171	32,449	39,655	<b>435,224</b>
<b>Edible beef offal</b>	3,336	3,632	3,650	3,983	4,666	5,233	4,205	2,734	2,317	2,175	3,232	3,724	<b>42,885</b>
<b>Total (beef + offal)</b>	41,025	42,082	39,845	45,261	54,700	52,217	48,580	28,160	24,834	22,346	35,680	43,379	<b>478,109</b>
	2019												
	Jan	Feb	Mar	Apr	May	Jun	Jul	Aug	Sep	Oct	Nov	Dec	
<b>Beef exports</b>	32,596	42,368	48,874	44,103	51,713	48,674	38,094	28,119	26,378	25,649	31,654	41,472	<b>459,693</b>
<b>Edible beef offal</b>	2,803	4,148	4,836	4,208	4,670	4,452	3,616	2,438	2,629	2,358	2,965	3,768	<b>42,892</b>
<b>Total (beef + offal)</b>	35,398	46,516	53,710	48,311	56,383	53,125	41,710	30,557	29,007	28,007	34,620	45,239	<b>502,585</b>
	2020												
	Jan	Feb	Mar	Apr	May	Jun	Jul	Aug	Sep	Oct	Nov	Dec	
<b>Beef exports</b>	40,354	38,611	50,284	43,496	48,701	47,394	40,574	29,126	28,099	24,551	32,977	47,594	<b>471,761</b>
<b>Edible beef offal</b>	3,781	3,950	4,449	3,487	3,686	4,343	4,109	2,704	2,663	2,459	2,751	4,332	<b>42,714</b>
<b>Total (beef + offal)</b>	44,135	42,561	54,733	46,983	52,387	51,737	44,683	31,829	30,762	27,011	35,728	51,926	<b>514,475</b>
	2021												
	Jan	Feb	Mar	Apr	May	Jun	Jul	Aug	Sep	Oct	Nov	Dec	
<b>Beef exports</b>	39,446	47,532	50,198	42,959	46,162	51,455	49,370	36,153	33,763	27,322	33,278	44,900	<b>502,538</b>
<b>Edible beef offal</b>	3,578	3,497	4,861	3,387	3,966	4,475	4,034	3,481	3,051	2,250	2,626	3,746	<b>42,952</b>
<b>Total (beef + offal)</b>	43,024	51,029	55,059	46,346	50,128	55,930	53,404	39,634	36,815	29,571	35,904	48,646	<b>545,491</b>
	2022												
	Jan	Feb	Mar	Apr	May	Jun	Jul	Aug	Sep	Oct	Nov	Dec	
<b>Beef exports</b>	40,716	41,690	44,448	39,527	44,640	47,052	42,906	39,829	33,719	26,412	33,237	44,700	<b>478,877</b>
<b>Edible beef offal</b>	3,072	2,932	3,659	3,129	3,547	3,475	3,454	2,716	3,100	1,877	2,800	2,940	<b>36,701</b>
<b>Total (beef + offal)</b>	43,787	44,622	48,106	42,656	48,187	50,527	46,360	42,545	36,819	28,289	36,037	47,640	<b>515,577</b>
	2023												
	Jan	Feb	Mar	Apr	May	Jun	Jul	Aug	Sep	Oct	Nov	Dec	
<b>Beef exports</b>	40,070	40,218	46,594	44,161	52,786	50,168	45,003	41,114	31,097	26,320	41,226	50,464	<b>509,221</b>
<b>Edible beef offal</b>	2,437	3,009	3,863	3,523	4,395	3,621	4,050	3,215	2,308	2,089	2,904	3,490	<b>38,904</b>
<b>Total (beef + offal)</b>	42,507	43,227	50,457	47,684	57,181	53,789	49,053	44,329	33,405	28,409	44,130	53,954	<b>548,125</b>
	2024												
	Jan	Feb	Mar	Apr	May	Jun	Jul	Aug	Sep	Oct	Nov	Dec	
<b>Beef exports</b>	36,520	47,065	44,862	43,691	53,489	48,310	38,822						<b>312,759</b>
<b>Edible beef offal</b>	2,586	3,539	4,441	3,981	4,211	4,072	2,715						<b>25,545</b>
<b>Total (beef + offal)</b>	39,106	50,604	49,303	47,672	57,700	52,382	41,537						<b>338,304</b>

Source: Compiled by MIA from Statistics New Zealand overseas merchandise trade data

**Monthly exports of beef and edible offal to all markets,  
by volume, 2018 - 2024**



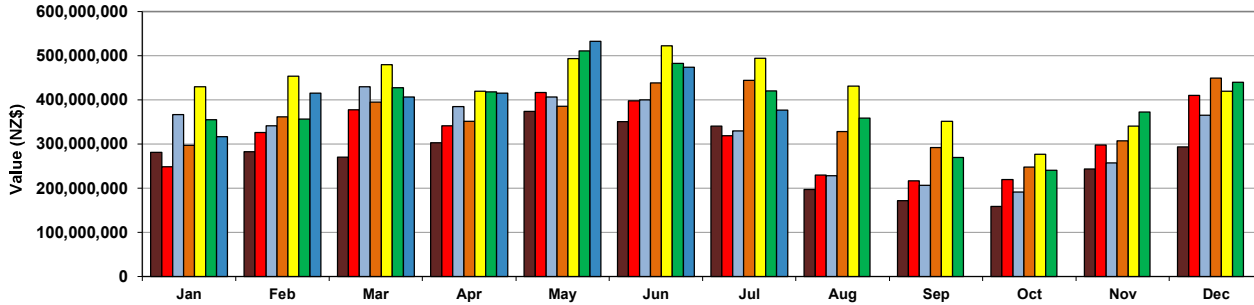
Source: Compiled by MIA from Statistics New Zealand overseas merchandise trade data

**Monthly exports of beef and edible offal to all markets, 2018-2024, by value (NZ\$)**

	2018												
	Jan	Feb	Mar	Apr	May	Jun	Jul	Aug	Sep	Oct	Nov	Dec	
Beef exports	267,322,660	268,222,846	256,618,700	286,651,648	354,498,570	329,389,742	321,901,011	186,250,449	161,966,946	149,981,708	230,726,630	277,899,515	3,091,430,425
Edible beef offal	13,654,526	14,436,421	13,686,151	16,260,946	19,262,660	21,286,804	18,137,564	10,686,006	9,652,923	8,541,825	12,887,317	15,313,758	173,806,901
<b>Total (beef + offal)</b>	<b>280,977,186</b>	<b>282,659,267</b>	<b>270,304,851</b>	<b>302,912,594</b>	<b>373,761,230</b>	<b>350,676,546</b>	<b>340,038,575</b>	<b>196,936,455</b>	<b>171,619,869</b>	<b>158,523,533</b>	<b>243,613,947</b>	<b>293,213,273</b>	<b>3,265,237,326</b>
	2019												
	Jan	Feb	Mar	Apr	May	Jun	Jul	Aug	Sep	Oct	Nov	Dec	
Beef exports	236,471,903	309,349,292	357,158,824	322,467,778	394,146,119	375,779,958	300,448,755	218,279,066	204,210,023	209,054,663	282,411,128	390,175,898	3,599,953,407
Edible beef offal	11,820,051	16,409,493	20,753,683	18,828,036	22,760,385	22,320,612	18,117,246	11,739,363	12,151,756	10,649,496	15,295,435	19,865,879	200,711,435
<b>Total (beef + offal)</b>	<b>248,291,954</b>	<b>325,758,785</b>	<b>377,912,507</b>	<b>341,295,814</b>	<b>416,906,504</b>	<b>398,100,570</b>	<b>318,566,001</b>	<b>230,018,429</b>	<b>216,361,779</b>	<b>219,704,159</b>	<b>297,706,563</b>	<b>410,041,777</b>	<b>3,800,664,842</b>
	2020												
	Jan	Feb	Mar	Apr	May	Jun	Jul	Aug	Sep	Oct	Nov	Dec	
Beef exports	348,639,777	322,462,478	405,384,765	364,063,579	386,313,674	379,403,918	310,441,506	215,683,414	195,980,215	179,827,550	244,167,266	344,164,129	3,696,532,271
Edible beef offal	17,999,598	19,098,898	24,271,546	20,307,181	20,590,167	20,111,250	19,060,673	12,230,113	10,259,446	11,234,548	12,848,080	20,862,703	208,874,203
<b>Total (beef + offal)</b>	<b>366,639,375</b>	<b>341,561,376</b>	<b>429,656,311</b>	<b>384,370,760</b>	<b>406,903,841</b>	<b>399,515,168</b>	<b>329,502,179</b>	<b>227,913,527</b>	<b>206,239,661</b>	<b>191,062,098</b>	<b>257,015,346</b>	<b>365,026,832</b>	<b>3,905,406,474</b>
	2021												
	Jan	Feb	Mar	Apr	May	Jun	Jul	Aug	Sep	Oct	Nov	Dec	
Beef exports	280,071,248	343,005,861	368,776,335	331,837,913	361,489,214	411,064,039	414,119,684	305,064,553	270,059,858	230,251,902	288,457,258	427,623,777	4,031,821,642
Edible beef offal	16,991,941	18,380,055	25,760,490	19,461,351	24,255,869	27,153,113	29,756,056	23,119,299	22,033,581	17,086,845	18,715,440	21,824,945	264,538,985
<b>Total (beef + offal)</b>	<b>297,063,189</b>	<b>361,385,916</b>	<b>394,536,825</b>	<b>351,299,264</b>	<b>385,745,083</b>	<b>438,217,152</b>	<b>443,875,740</b>	<b>328,183,852</b>	<b>292,093,439</b>	<b>247,338,747</b>	<b>307,172,698</b>	<b>449,448,722</b>	<b>4,296,360,627</b>
	2022												
	Jan	Feb	Mar	Apr	May	Jun	Jul	Aug	Sep	Oct	Nov	Dec	
Beef exports	404,357,551	433,183,069	451,569,597	395,008,012	467,142,561	493,728,528	464,918,503	408,572,085	329,174,627	263,263,684	321,810,941	397,539,668	4,830,268,826
Edible beef offal	25,225,486	20,211,519	28,266,523	24,184,167	26,355,242	28,514,063	29,234,585	22,640,124	22,105,835	13,305,958	18,715,372	21,826,154	280,585,028
<b>Total (beef + offal)</b>	<b>429,583,037</b>	<b>453,394,588</b>	<b>479,836,120</b>	<b>419,192,179</b>	<b>493,497,803</b>	<b>522,242,591</b>	<b>494,153,088</b>	<b>431,212,209</b>	<b>351,280,462</b>	<b>276,569,642</b>	<b>340,526,313</b>	<b>419,365,822</b>	<b>5,110,853,854</b>
	2023												
	Jan	Feb	Mar	Apr	May	Jun	Jul	Aug	Sep	Oct	Nov	Dec	
Beef exports	340,100,951	337,115,305	402,388,437	395,077,765	481,870,727	455,076,048	392,564,436	337,427,870	256,055,957	227,071,392	354,155,802	417,048,608	4,395,953,298
Edible beef offal	15,131,033	19,293,027	25,011,246	23,110,720	29,144,536	27,327,606	28,010,511	21,504,785	13,562,536	13,332,723	17,994,060	22,648,805	256,071,588
<b>Total (beef + offal)</b>	<b>355,231,984</b>	<b>356,408,332</b>	<b>427,399,683</b>	<b>418,188,485</b>	<b>511,015,263</b>	<b>482,403,654</b>	<b>420,574,947</b>	<b>358,932,655</b>	<b>269,618,493</b>	<b>240,404,115</b>	<b>372,149,862</b>	<b>439,697,413</b>	<b>4,652,024,886</b>
	2024												
	Jan	Feb	Mar	Apr	May	Jun	Jul	Aug	Sep	Oct	Nov	Dec	
Beef exports	300,788,994	394,704,478	379,921,504	389,272,971	503,503,306	445,251,519	356,817,376						2,770,260,148
Edible beef offal	15,835,038	20,655,900	26,309,768	25,665,954	29,263,086	28,408,940	20,048,957						166,187,643
<b>Total (beef + offal)</b>	<b>316,624,032</b>	<b>415,360,378</b>	<b>406,231,272</b>	<b>414,938,925</b>	<b>532,766,392</b>	<b>473,660,459</b>	<b>376,866,333</b>						<b>2,936,447,791</b>

Source: Compiled by MIA from Statistics New Zealand overseas merchandise trade data

**Monthly exports of beef and edible offal to all markets, by value, 2018 - 2024**



Source: Compiled by MIA from Statistics New Zealand overseas merchandise trade data

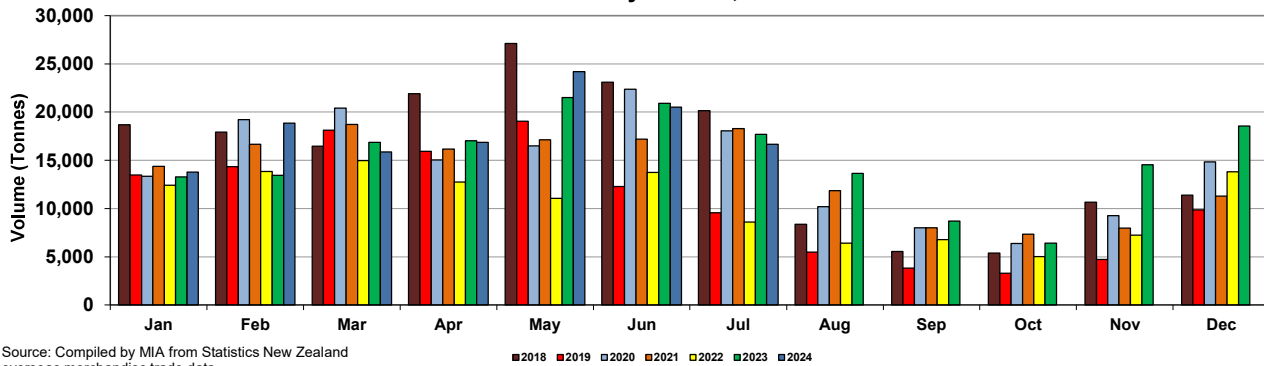
■ 2018 ■ 2019 ■ 2020 ■ 2021 ■ 2022 ■ 2023 ■ 2024

**Monthly exports of beef and edible offal to the United States, 2018-2024, by volume  
(Tonnes)**

	2018												
	Jan	Feb	Mar	Apr	May	Jun	Jul	Aug	Sep	Oct	Nov	Dec	
<b>Beef exports</b>	18,528	17,772	16,325	21,814	26,934	22,946	19,927	8,307	5,411	5,326	10,415	11,158	<b>184,863</b>
<b>Edible beef offal</b>	165	170	141	90	195	156	221	54	146	66	262	245	<b>1,911</b>
<b>Total (beef + offal)</b>	18,693	17,942	16,466	21,904	27,129	23,102	20,148	8,361	5,557	5,392	10,677	11,403	<b>186,774</b>
	2019												
	Jan	Feb	Mar	Apr	May	Jun	Jul	Aug	Sep	Oct	Nov	Dec	
<b>Beef exports</b>	13,296	14,093	17,812	15,671	18,757	12,073	9,376	5,369	3,690	3,242	4,533	9,496	<b>127,408</b>
<b>Edible beef offal</b>	205	242	326	254	299	230	205	133	142	61	196	357	<b>2,650</b>
<b>Total (beef + offal)</b>	13,501	14,335	18,138	15,925	19,056	12,303	9,581	5,502	3,832	3,303	4,729	9,853	<b>130,058</b>
	2020												
	Jan	Feb	Mar	Apr	May	Jun	Jul	Aug	Sep	Oct	Nov	Dec	
<b>Beef exports</b>	13,050	18,977	20,176	14,893	16,245	22,117	17,752	9,940	7,894	6,181	9,096	14,402	<b>170,723</b>
<b>Edible beef offal</b>	284	233	247	139	260	255	309	245	110	199	153	434	<b>2,868</b>
<b>Total (beef + offal)</b>	13,334	19,210	20,423	15,032	16,505	22,372	18,061	10,185	8,004	6,380	9,249	14,836	<b>173,591</b>
	2021												
	Jan	Feb	Mar	Apr	May	Jun	Jul	Aug	Sep	Oct	Nov	Dec	
<b>Beef exports</b>	14,125	16,336	18,357	15,949	16,774	16,849	17,931	11,537	7,794	7,188	7,795	11,012	<b>161,647</b>
<b>Edible beef offal</b>	254	329	358	210	344	350	365	297	215	166	183	282	<b>3,353</b>
<b>Total (beef + offal)</b>	14,379	16,665	18,715	16,159	17,118	17,199	18,296	11,834	8,009	7,354	7,978	11,294	<b>165,000</b>
	2022												
	Jan	Feb	Mar	Apr	May	Jun	Jul	Aug	Sep	Oct	Nov	Dec	
<b>Beef exports</b>	12,194	13,632	14,690	12,615	10,905	13,525	8,433	6,264	6,581	4,918	7,099	13,471	<b>124,327</b>
<b>Edible beef offal</b>	236	208	298	138	152	221	164	156	187	120	143	336	<b>2,359</b>
<b>Total (beef + offal)</b>	12,430	13,840	14,988	12,753	11,057	13,746	8,597	6,420	6,768	5,038	7,242	13,807	<b>126,686</b>
	2023												
	Jan	Feb	Mar	Apr	May	Jun	Jul	Aug	Sep	Oct	Nov	Dec	
<b>Beef exports</b>	13,141	13,194	16,447	16,764	21,263	20,673	17,513	13,411	8,587	6,277	14,285	18,209	<b>179,764</b>
<b>Edible beef offal</b>	157	245	409	249	242	234	178	224	131	138	255	361	<b>2,823</b>
<b>Total (beef + offal)</b>	13,298	13,439	16,856	17,013	21,505	20,907	17,691	13,635	8,718	6,415	14,540	18,570	<b>182,587</b>
	2024												
	Jan	Feb	Mar	Apr	May	Jun	Jul	Aug	Sep	Oct	Nov	Dec	
<b>Beef exports</b>	13,460	18,507	15,347	16,504	23,608	20,029	16,407						<b>123,862</b>
<b>Edible beef offal</b>	321	354	541	369	608	490	267						<b>2,950</b>
<b>Total (beef + offal)</b>	13,781	18,861	15,888	16,873	24,216	20,519	16,674						<b>126,812</b>

Source: Compiled by MIA from Statistics New Zealand overseas merchandise trade data

**Monthly exports of beef and edible offal to the United States,  
by volume, 2018 - 2024**



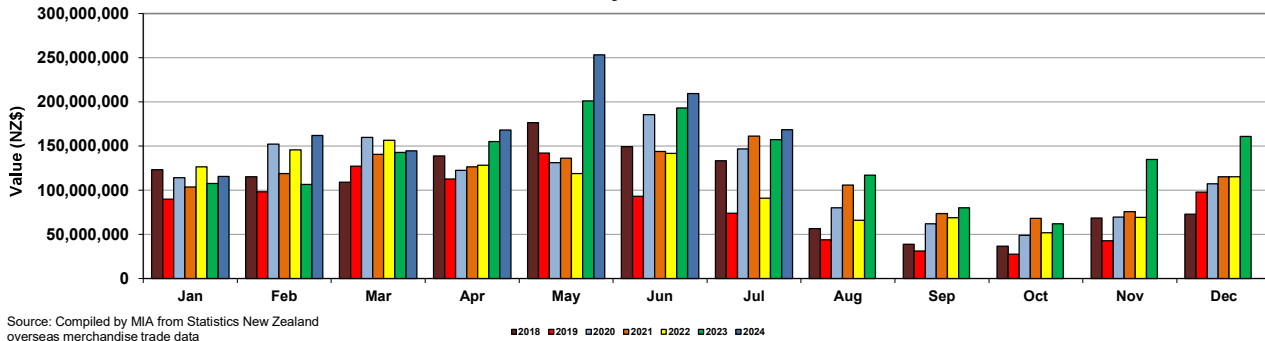
Source: Compiled by MIA from Statistics New Zealand overseas merchandise trade data

**Monthly exports of beef and edible offal to the United States, 2018-2024, by value (NZ\$)**

	2018												
	Jan	Feb	Mar	Apr	May	Jun	Jul	Aug	Sep	Oct	Nov	Dec	
<b>Beef exports</b>	121,737,698	113,430,953	107,699,139	137,893,978	175,178,273	147,648,625	131,286,228	55,996,771	37,404,094	35,872,799	66,288,777	70,473,261	<b>1,200,910,596</b>
<b>Edible beef offal</b>	1,334,483	1,636,946	1,153,152	823,111	1,140,644	1,455,283	2,113,605	519,944	1,238,766	675,154	2,108,165	2,319,062	<b>16,518,315</b>
<b>Total (beef + offal)</b>	<b>123,072,181</b>	<b>115,067,899</b>	<b>108,852,291</b>	<b>138,717,089</b>	<b>176,318,917</b>	<b>149,103,908</b>	<b>133,399,833</b>	<b>56,516,715</b>	<b>38,642,860</b>	<b>36,547,953</b>	<b>68,396,942</b>	<b>72,792,323</b>	<b>1,217,428,911</b>
	2019												
	Jan	Feb	Mar	Apr	May	Jun	Jul	Aug	Sep	Oct	Nov	Dec	
<b>Beef exports</b>	87,762,755	95,765,717	124,028,614	110,304,637	139,462,357	91,082,052	72,203,966	42,891,007	29,734,456	27,153,216	40,971,607	93,975,216	<b>955,335,600</b>
<b>Edible beef offal</b>	2,005,336	2,417,955	3,152,754	2,348,475	2,624,962	1,925,295	1,571,128	1,048,631	1,201,435	593,566	1,680,837	3,819,939	<b>24,390,313</b>
<b>Total (beef + offal)</b>	<b>89,768,091</b>	<b>98,183,672</b>	<b>127,181,368</b>	<b>112,653,112</b>	<b>142,087,319</b>	<b>93,007,347</b>	<b>73,775,094</b>	<b>43,939,638</b>	<b>30,935,891</b>	<b>27,746,782</b>	<b>42,652,444</b>	<b>97,795,155</b>	<b>979,725,913</b>
	2020												
	Jan	Feb	Mar	Apr	May	Jun	Jul	Aug	Sep	Oct	Nov	Dec	
<b>Beef exports</b>	111,677,091	150,205,152	157,657,008	121,273,777	129,170,226	183,494,978	144,249,012	77,882,891	60,950,594	47,026,918	67,809,100	103,167,068	<b>1,354,563,815</b>
<b>Edible beef offal</b>	2,442,346	2,094,102	2,346,588	1,192,562	2,076,104	2,004,001	2,287,079	2,140,106	1,010,803	1,715,698	1,739,097	4,189,107	<b>25,237,593</b>
<b>Total (beef + offal)</b>	<b>114,119,437</b>	<b>152,299,254</b>	<b>160,003,596</b>	<b>122,466,339</b>	<b>131,246,330</b>	<b>185,498,979</b>	<b>146,536,091</b>	<b>80,022,997</b>	<b>61,961,397</b>	<b>48,742,616</b>	<b>69,548,197</b>	<b>107,356,175</b>	<b>1,379,801,408</b>
	2021												
	Jan	Feb	Mar	Apr	May	Jun	Jul	Aug	Sep	Oct	Nov	Dec	
<b>Beef exports</b>	101,547,961	115,470,226	136,724,273	123,672,811	132,106,819	139,848,891	156,665,660	102,293,157	70,134,346	65,396,695	73,055,958	110,265,957	<b>1,327,182,754</b>
<b>Edible beef offal</b>	2,175,615	3,418,878	3,887,172	2,529,319	3,872,777	3,861,733	4,536,838	3,724,920	3,379,441	2,478,091	2,666,752	5,116,754	<b>41,648,290</b>
<b>Total (beef + offal)</b>	<b>103,723,576</b>	<b>118,889,104</b>	<b>140,611,445</b>	<b>126,202,130</b>	<b>135,979,596</b>	<b>143,710,624</b>	<b>161,202,498</b>	<b>106,018,077</b>	<b>73,513,787</b>	<b>67,874,786</b>	<b>75,722,710</b>	<b>115,382,711</b>	<b>1,368,831,044</b>
	2022												
	Jan	Feb	Mar	Apr	May	Jun	Jul	Aug	Sep	Oct	Nov	Dec	
<b>Beef exports</b>	122,995,693	142,571,152	152,822,670	126,466,620	116,852,820	139,609,687	89,272,931	64,370,193	66,608,788	50,364,470	67,630,718	111,451,645	<b>1,251,017,387</b>
<b>Edible beef offal</b>	3,551,463	2,995,200	3,628,366	1,683,631	1,715,047	2,106,743	1,818,503	1,537,502	2,188,411	1,441,497	1,449,854	3,727,184	<b>27,843,401</b>
<b>Total (beef + offal)</b>	<b>126,547,156</b>	<b>145,566,352</b>	<b>156,451,036</b>	<b>128,150,251</b>	<b>118,567,867</b>	<b>141,716,430</b>	<b>91,091,434</b>	<b>65,907,695</b>	<b>68,797,199</b>	<b>51,805,967</b>	<b>69,080,572</b>	<b>115,178,829</b>	<b>1,278,860,788</b>
	2023												
	Jan	Feb	Mar	Apr	May	Jun	Jul	Aug	Sep	Oct	Nov	Dec	
<b>Beef exports</b>	106,472,266	104,365,508	139,401,612	152,814,414	198,960,562	190,719,229	155,270,087	114,843,915	78,528,110	60,242,426	132,078,538	156,951,927	<b>1,590,648,594</b>
<b>Edible beef offal</b>	1,046,250	1,965,505	3,419,374	2,196,433	2,330,689	2,280,407	1,946,952	2,321,706	1,523,473	1,703,854	2,904,053	3,778,896	<b>27,417,592</b>
<b>Total (beef + offal)</b>	<b>107,518,516</b>	<b>106,331,013</b>	<b>142,820,986</b>	<b>155,010,847</b>	<b>201,291,251</b>	<b>192,999,636</b>	<b>157,217,039</b>	<b>117,165,621</b>	<b>80,051,583</b>	<b>61,946,280</b>	<b>134,982,591</b>	<b>160,730,823</b>	<b>1,618,066,186</b>
	2024												
	Jan	Feb	Mar	Apr	May	Jun	Jul	Aug	Sep	Oct	Nov	Dec	
<b>Beef exports</b>	112,130,557	159,064,085	139,356,693	164,886,322	248,123,956	203,716,809	165,083,903						<b>1,192,362,325</b>
<b>Edible beef offal</b>	3,321,929	3,016,201	5,145,584	3,223,645	5,065,753	5,590,154	3,349,056						<b>28,712,322</b>
<b>Total (beef + offal)</b>	<b>115,452,486</b>	<b>162,080,286</b>	<b>144,502,277</b>	<b>168,109,967</b>	<b>253,189,709</b>	<b>209,306,963</b>	<b>168,432,959</b>						<b>1,221,074,647</b>

Source: Compiled by MIA from Statistics New Zealand overseas merchandise trade data

**Monthly exports of beef and edible offal to the United States, by value, 2018 - 2024**



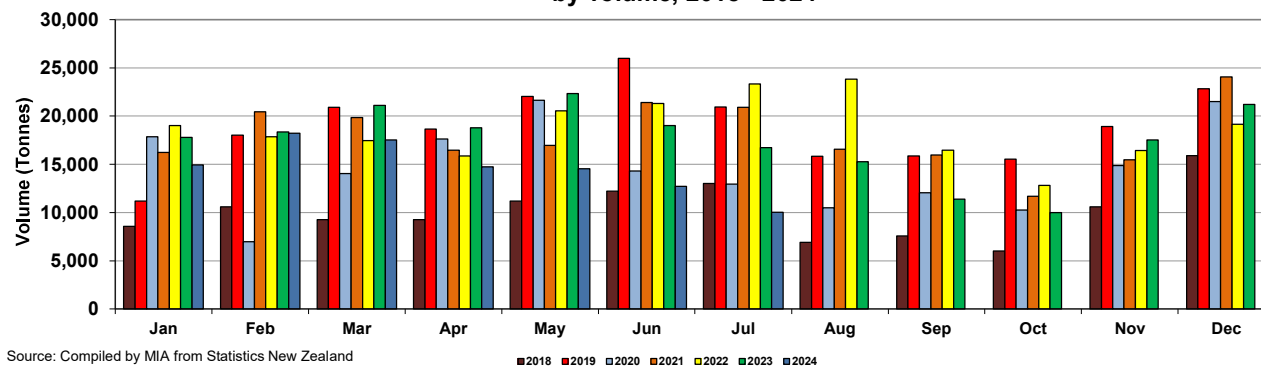
Source: Compiled by MIA from Statistics New Zealand overseas merchandise trade data

**Monthly, exports of beef and edible offal to China, 2018-2024, by volume  
(Tonnes)**

	2018												
	Jan	Feb	Mar	Apr	May	Jun	Jul	Aug	Sep	Oct	Nov	Dec	
Beef exports	8,278	10,028	8,865	8,827	10,772	11,569	12,408	6,707	7,379	5,675	10,157	15,387	116,052
Edible beef offal	305	567	417	439	441	657	613	223	198	338	433	521	5,152
<b>Total (beef + offal)</b>	<b>8,583</b>	<b>10,595</b>	<b>9,282</b>	<b>9,266</b>	<b>11,213</b>	<b>12,226</b>	<b>13,021</b>	<b>6,930</b>	<b>7,577</b>	<b>6,013</b>	<b>10,590</b>	<b>15,908</b>	<b>121,204</b>
	2019												
	Jan	Feb	Mar	Apr	May	Jun	Jul	Aug	Sep	Oct	Nov	Dec	
Beef exports	10,868	17,512	20,309	18,107	21,253	25,290	20,303	15,448	15,282	15,126	18,340	22,206	220,044
Edible beef offal	338	530	604	571	792	701	661	396	577	407	587	643	6,807
<b>Total (beef + offal)</b>	<b>11,206</b>	<b>18,042</b>	<b>20,913</b>	<b>18,678</b>	<b>22,045</b>	<b>25,991</b>	<b>20,964</b>	<b>15,844</b>	<b>15,859</b>	<b>15,533</b>	<b>18,927</b>	<b>22,849</b>	<b>226,851</b>
	2020												
	Jan	Feb	Mar	Apr	May	Jun	Jul	Aug	Sep	Oct	Nov	Dec	
Beef exports	17,374	6,746	13,396	16,987	20,912	13,649	12,341	10,079	11,669	9,925	14,506	20,877	168,461
Edible beef offal	482	246	631	633	723	666	608	403	388	336	359	643	6,118
<b>Total (beef + offal)</b>	<b>17,856</b>	<b>6,992</b>	<b>14,027</b>	<b>17,620</b>	<b>21,635</b>	<b>14,315</b>	<b>12,949</b>	<b>10,482</b>	<b>12,057</b>	<b>10,261</b>	<b>14,865</b>	<b>21,520</b>	<b>174,579</b>
	2021												
	Jan	Feb	Mar	Apr	May	Jun	Jul	Aug	Sep	Oct	Nov	Dec	
Beef exports	15,772	19,942	19,166	16,052	16,422	20,678	20,281	15,836	15,396	11,131	14,990	23,343	209,009
Edible beef offal	442	494	689	436	538	715	620	720	580	547	500	728	7,009
<b>Total (beef + offal)</b>	<b>16,214</b>	<b>20,436</b>	<b>19,855</b>	<b>16,488</b>	<b>16,960</b>	<b>21,393</b>	<b>20,901</b>	<b>16,556</b>	<b>15,976</b>	<b>11,678</b>	<b>15,490</b>	<b>24,071</b>	<b>216,018</b>
	2022												
	Jan	Feb	Mar	Apr	May	Jun	Jul	Aug	Sep	Oct	Nov	Dec	
Beef exports	18,385	17,328	16,910	15,318	19,956	20,671	22,775	23,252	15,867	12,399	15,941	18,656	217,458
Edible beef offal	653	556	544	569	581	655	573	601	593	423	509	513	6,770
<b>Total (beef + offal)</b>	<b>19,038</b>	<b>17,884</b>	<b>17,454</b>	<b>15,887</b>	<b>20,537</b>	<b>21,326</b>	<b>23,348</b>	<b>23,853</b>	<b>16,460</b>	<b>12,822</b>	<b>16,450</b>	<b>19,169</b>	<b>224,228</b>
	2023												
	Jan	Feb	Mar	Apr	May	Jun	Jul	Aug	Sep	Oct	Nov	Dec	
Beef exports	17,253	17,966	20,406	18,160	21,506	18,408	16,020	14,679	11,098	9,662	17,039	20,611	202,808
Edible beef offal	545	378	704	627	819	625	728	583	312	355	477	588	6,741
<b>Total (beef + offal)</b>	<b>17,798</b>	<b>18,344</b>	<b>21,110</b>	<b>18,787</b>	<b>22,325</b>	<b>19,033</b>	<b>16,748</b>	<b>15,262</b>	<b>11,410</b>	<b>10,017</b>	<b>17,516</b>	<b>21,199</b>	<b>209,549</b>
	2024												
	Jan	Feb	Mar	Apr	May	Jun	Jul	Aug	Sep	Oct	Nov	Dec	
Beef exports	14,400	17,674	16,921	14,112	13,942	12,135	9,563						98,747
Edible beef offal	548	532	609	621	614	581	478						3,983
<b>Total (beef + offal)</b>	<b>14,948</b>	<b>18,206</b>	<b>17,530</b>	<b>14,733</b>	<b>14,556</b>	<b>12,716</b>	<b>10,041</b>						<b>102,730</b>

Source: Compiled by MIA from Statistics New Zealand overseas merchandise trade data

**Monthly exports of beef and edible offal to China,  
by volume, 2018 - 2024**



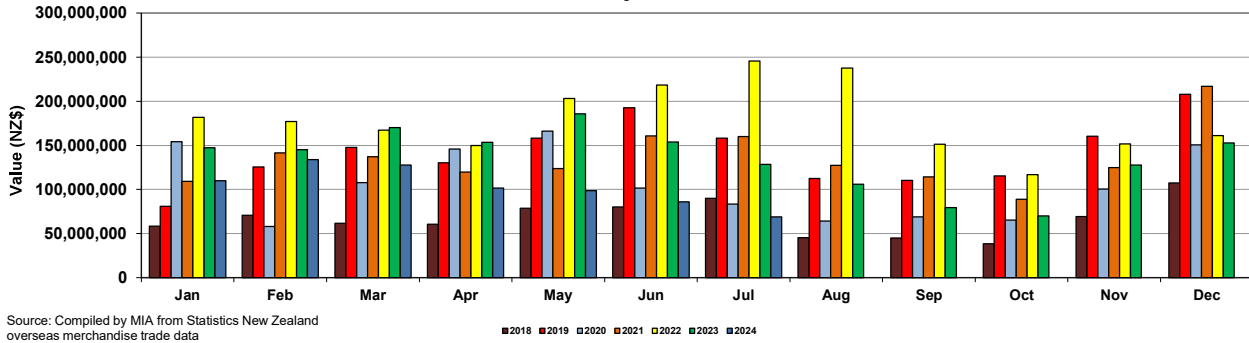


**Monthly exports of beef and edible offal to China, 2018-2024, by value  
(NZ\$)**

	2018												
	Jan	Feb	Mar	Apr	May	Jun	Jul	Aug	Sep	Oct	Nov	Dec	
<b>Beef exports</b>	57,048,528	68,308,910	60,008,523	58,417,172	76,274,279	77,095,942	87,056,786	44,213,393	43,918,431	37,330,496	67,602,269	104,824,491	<b>782,099,220</b>
<b>Edible beef offal</b>	1,463,198	2,330,633	1,780,730	2,028,866	2,329,546	3,041,232	2,796,332	1,027,483	897,107	1,174,688	1,720,933	2,599,765	<b>23,190,513</b>
<b>Total (beef + offal)</b>	58,511,726	70,639,543	61,789,253	60,446,038	78,603,825	80,137,174	89,853,118	45,240,876	44,815,538	38,505,184	69,323,202	107,424,256	<b>805,289,733</b>
									175,188,610				
	2019												
	Jan	Feb	Mar	Apr	May	Jun	Jul	Aug	Sep	Oct	Nov	Dec	
<b>Beef exports</b>	79,133,813	123,211,776	144,724,709	127,544,350	153,596,495	188,282,536	154,077,583	109,882,750	107,416,195	112,612,033	157,326,026	203,570,181	<b>1,661,378,447</b>
<b>Edible beef offal</b>	1,586,568	2,483,227	2,944,915	2,804,376	4,443,973	4,519,615	4,044,559	2,557,775	2,821,829	2,628,055	3,094,177	4,413,175	<b>38,342,244</b>
<b>Total (beef + offal)</b>	80,720,381	125,695,003	147,669,624	130,348,726	158,040,468	192,802,151	158,122,142	112,440,525	110,238,024	115,240,088	160,420,203	207,983,356	<b>1,699,720,691</b>
	2020												
	Jan	Feb	Mar	Apr	May	Jun	Jul	Aug	Sep	Oct	Nov	Dec	
<b>Beef exports</b>	151,111,563	56,318,838	103,805,232	141,725,513	161,240,782	97,470,629	79,693,238	62,052,041	67,086,487	63,545,976	98,333,980	147,121,298	<b>1,229,505,577</b>
<b>Edible beef offal</b>	3,069,234	1,574,528	3,966,513	4,223,068	4,911,216	4,018,631	3,872,839	2,296,481	1,792,503	1,833,246	2,105,021	3,313,993	<b>36,977,273</b>
<b>Total (beef + offal)</b>	154,180,797	57,893,366	107,771,745	145,948,581	166,151,998	101,489,260	83,566,077	64,348,522	68,878,990	65,379,222	100,438,001	150,435,291	<b>1,266,482,850</b>
	2021												
	Jan	Feb	Mar	Apr	May	Jun	Jul	Aug	Sep	Oct	Nov	Dec	
<b>Beef exports</b>	106,457,717	138,378,874	133,212,537	117,093,379	120,389,767	155,965,349	155,819,611	123,020,575	111,134,360	85,924,117	121,844,012	211,642,165	<b>1,580,882,463</b>
<b>Edible beef offal</b>	2,681,519	2,977,723	3,943,728	2,789,380	3,064,634	4,626,276	4,181,497	4,141,075	3,081,517	2,973,565	2,818,345	5,214,012	<b>42,493,271</b>
<b>Total (beef + offal)</b>	109,139,236	141,356,597	137,156,265	119,882,759	123,454,401	160,591,625	160,001,108	127,161,650	114,215,877	88,897,682	124,662,357	216,856,177	<b>1,623,375,734</b>
	2022												
	Jan	Feb	Mar	Apr	May	Jun	Jul	Aug	Sep	Oct	Nov	Dec	
<b>Beef exports</b>	176,693,581	172,855,638	163,055,808	145,800,920	198,733,155	213,156,800	240,202,415	232,198,729	147,180,598	114,088,288	147,518,487	156,811,206	<b>2,108,295,625</b>
<b>Edible beef offal</b>	5,033,304	4,313,246	4,324,544	4,065,155	4,563,648	5,253,798	5,571,694	5,607,272	4,136,896	2,755,206	4,206,659	4,350,173	<b>54,181,595</b>
<b>Total (beef + offal)</b>	181,726,885	177,168,884	167,380,352	149,866,075	203,296,803	218,410,598	245,774,109	237,806,001	151,317,494	116,843,494	151,725,146	161,161,379	<b>2,162,477,220</b>
	2023												
	Jan	Feb	Mar	Apr	May	Jun	Jul	Aug	Sep	Oct	Nov	Dec	
<b>Beef exports</b>	142,653,234	141,745,802	164,295,370	148,316,332	177,856,515	147,285,640	121,639,555	101,181,992	76,993,035	67,211,153	123,699,184	148,305,836	<b>1,561,183,648</b>
<b>Edible beef offal</b>	4,511,258	3,609,341	5,628,373	5,252,245	7,858,251	6,409,126	6,855,004	4,917,525	2,479,676	2,564,232	4,211,397	4,342,224	<b>58,638,652</b>
<b>Total (beef + offal)</b>	147,164,492	145,355,143	169,923,743	153,568,577	185,714,766	153,694,766	128,494,559	106,099,517	79,472,711	69,775,385	127,910,581	152,648,060	<b>1,619,822,300</b>
	2024												
	Jan	Feb	Mar	Apr	May	Jun	Jul	Aug	Sep	Oct	Nov	Dec	
<b>Beef exports</b>	105,822,067	129,851,321	122,957,117	97,142,944	93,464,128	81,834,400	65,155,037						<b>696,227,014</b>
<b>Edible beef offal</b>	3,901,937	3,925,299	4,646,050	4,469,042	5,145,664	4,224,775	3,951,074						<b>30,263,841</b>
<b>Total (beef + offal)</b>	109,724,004	133,776,620	127,603,167	101,611,986	98,609,792	86,059,175	69,106,111						<b>726,490,855</b>

Source: Compiled by MIA from Statistics New Zealand overseas merchandise trade data

**Monthly exports of beef and edible offal to China,  
by value, 2018 - 2024**



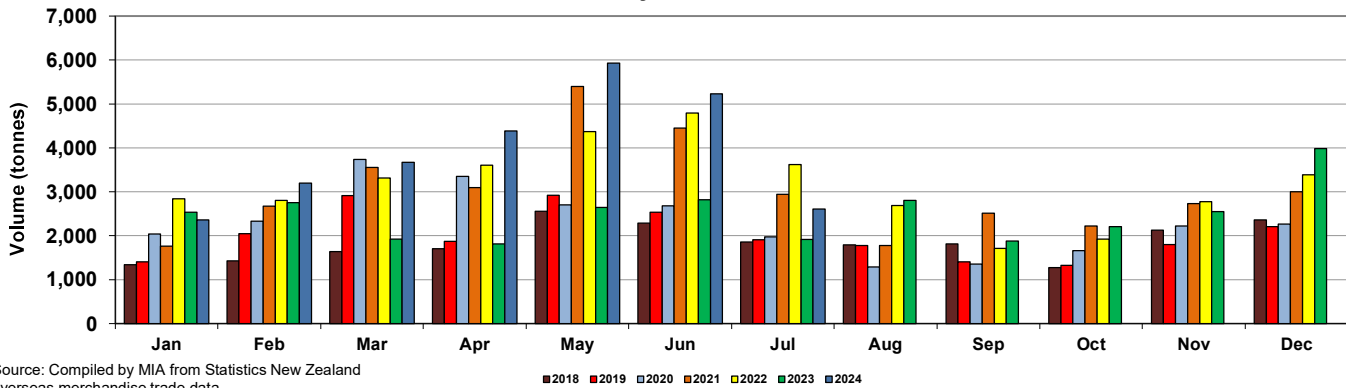
Source: Compiled by MIA from Statistics New Zealand overseas merchandise trade data

Monthly exports of beef and edible offal to Japan, 2018-2024, by volume  
(Tonnes)

	2018												
	Jan	Feb	Mar	Apr	May	Jun	Jul	Aug	Sep	Oct	Nov	Dec	
Beef exports	991	1,066	1,244	1,196	1,986	1,726	1,398	1,294	1,526	1,046	1,778	1,953	17,204
Edible beef offal	348	370	395	510	571	567	462	504	291	228	354	406	5,006
<b>Total (beef + offal)</b>	<b>1,339</b>	<b>1,436</b>	<b>1,639</b>	<b>1,706</b>	<b>2,557</b>	<b>2,293</b>	<b>1,860</b>	<b>1,798</b>	<b>1,817</b>	<b>1,274</b>	<b>2,132</b>	<b>2,359</b>	<b>22,210</b>
	2019												
	Jan	Feb	Mar	Apr	May	Jun	Jul	Aug	Sep	Oct	Nov	Dec	
Beef exports	1,126	1,613	2,301	1,347	2,308	1,893	1,376	1,292	1,089	1,118	1,446	1,858	18,767
Edible beef offal	279	438	613	528	612	644	531	493	319	215	356	356	5,384
<b>Total (beef + offal)</b>	<b>1,405</b>	<b>2,051</b>	<b>2,914</b>	<b>1,875</b>	<b>2,920</b>	<b>2,537</b>	<b>1,907</b>	<b>1,785</b>	<b>1,408</b>	<b>1,333</b>	<b>1,802</b>	<b>2,214</b>	<b>24,151</b>
	2020												
	Jan	Feb	Mar	Apr	May	Jun	Jul	Aug	Sep	Oct	Nov	Dec	
Beef exports	1,673	1,918	3,159	2,856	2,348	2,316	1,471	1,032	1,140	1,441	1,854	1,776	22,984
Edible beef offal	368	417	582	499	355	368	510	258	221	228	372	492	4,670
<b>Total (beef + offal)</b>	<b>2,041</b>	<b>2,335</b>	<b>3,741</b>	<b>3,355</b>	<b>2,703</b>	<b>2,684</b>	<b>1,981</b>	<b>1,290</b>	<b>1,361</b>	<b>1,669</b>	<b>2,226</b>	<b>2,268</b>	<b>27,654</b>
	2021												
	Jan	Feb	Mar	Apr	May	Jun	Jul	Aug	Sep	Oct	Nov	Dec	
Beef exports	1,364	2,262	2,902	2,663	4,817	3,903	2,360	1,456	2,185	1,858	2,455	2,627	30,852
Edible beef offal	399	411	658	435	584	550	585	327	329	366	278	372	5,294
<b>Total (beef + offal)</b>	<b>1,763</b>	<b>2,673</b>	<b>3,560</b>	<b>3,098</b>	<b>5,401</b>	<b>4,453</b>	<b>2,945</b>	<b>1,783</b>	<b>2,514</b>	<b>2,224</b>	<b>2,733</b>	<b>2,999</b>	<b>36,146</b>
	2022												
	Jan	Feb	Mar	Apr	May	Jun	Jul	Aug	Sep	Oct	Nov	Dec	
Beef exports	2,474	2,618	2,940	3,212	3,939	4,113	3,020	2,185	1,393	1,740	2,385	2,960	32,979
Edible beef offal	368	192	378	399	429	682	599	506	322	183	391	432	4,881
<b>Total (beef + offal)</b>	<b>2,842</b>	<b>2,810</b>	<b>3,318</b>	<b>3,611</b>	<b>4,368</b>	<b>4,795</b>	<b>3,619</b>	<b>2,691</b>	<b>1,715</b>	<b>1,923</b>	<b>2,776</b>	<b>3,392</b>	<b>37,860</b>
	2023												
	Jan	Feb	Mar	Apr	May	Jun	Jul	Aug	Sep	Oct	Nov	Dec	
Beef exports	2,222	2,204	1,502	1,422	2,097	2,155	1,248	2,340	1,631	1,890	2,242	3,478	24,431
Edible beef offal	316	549	421	395	549	667	672	464	252	323	309	509	5,426
<b>Total (beef + offal)</b>	<b>2,538</b>	<b>2,753</b>	<b>1,923</b>	<b>1,817</b>	<b>2,646</b>	<b>2,822</b>	<b>1,920</b>	<b>2,804</b>	<b>1,883</b>	<b>2,213</b>	<b>2,551</b>	<b>3,987</b>	<b>29,857</b>
	2024												
	Jan	Feb	Mar	Apr	May	Jun	Jul	Aug	Sep	Oct	Nov	Dec	
Beef exports	2,125	2,761	3,258	3,833	5,449	4,707	2,303						24,436
Edible beef offal	235	439	417	552	481	527	305						2,956
<b>Total (beef + offal)</b>	<b>2,360</b>	<b>3,200</b>	<b>3,675</b>	<b>4,385</b>	<b>5,930</b>	<b>5,234</b>	<b>2,608</b>						<b>27,392</b>

Source: Compiled by MIA from Statistics New Zealand overseas merchandise trade data

Monthly exports of beef and edible offal to Japan,  
by volume, 2018 - 2024



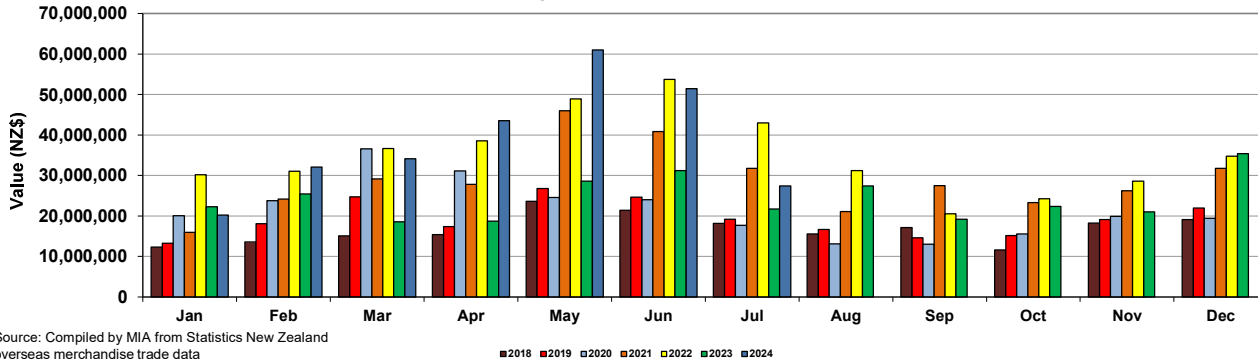
Source: Compiled by MIA from Statistics New Zealand overseas merchandise trade data

**Monthly exports of beef and edible offal to Japan, 2018-2024, by value  
(NZ\$)**

	2018												
	Jan	Feb	Mar	Apr	May	Jun	Jul	Aug	Sep	Oct	Nov	Dec	
<b>Beef exports</b>	9,779,455	10,700,554	12,296,947	11,749,733	19,386,057	16,949,945	14,802,004	12,960,470	15,205,382	10,106,464	15,671,645	16,260,206	<b>165,868,862</b>
<b>Edible beef offal</b>	2,533,174	2,853,329	2,807,662	3,670,296	4,177,483	4,414,958	3,355,983	2,586,388	1,941,468	1,501,077	2,536,870	2,886,808	<b>35,265,496</b>
<b>Total (beef + offal)</b>	<b>12,312,629</b>	<b>13,553,883</b>	<b>15,104,609</b>	<b>15,420,029</b>	<b>23,563,540</b>	<b>21,364,903</b>	<b>18,157,987</b>	<b>15,546,858</b>	<b>17,146,850</b>	<b>11,607,541</b>	<b>18,208,515</b>	<b>19,147,014</b>	<b>201,134,358</b>
	2019												
	Jan	Feb	Mar	Apr	May	Jun	Jul	Aug	Sep	Oct	Nov	Dec	
<b>Beef exports</b>	11,117,467	14,662,406	19,870,719	13,078,684	21,047,534	18,158,568	14,038,748	13,279,209	11,801,655	12,874,108	15,216,767	18,223,895	<b>183,369,760</b>
<b>Edible beef offal</b>	2,147,519	3,424,031	4,872,947	4,307,088	5,743,817	6,459,681	5,203,154	3,364,319	2,853,483	2,267,303	3,897,477	3,715,542	<b>48,256,361</b>
<b>Total (beef + offal)</b>	<b>13,264,986</b>	<b>18,086,437</b>	<b>24,743,666</b>	<b>17,385,772</b>	<b>26,791,351</b>	<b>24,618,249</b>	<b>19,241,902</b>	<b>16,643,528</b>	<b>14,655,138</b>	<b>15,141,411</b>	<b>19,114,244</b>	<b>21,939,437</b>	<b>231,626,121</b>
	2020												
	Jan	Feb	Mar	Apr	May	Jun	Jul	Aug	Sep	Oct	Nov	Dec	
<b>Beef exports</b>	16,280,231	18,748,327	29,836,771	25,140,893	20,836,497	20,631,105	13,936,075	11,041,517	11,187,134	13,658,730	16,762,268	15,245,976	<b>213,305,524</b>
<b>Edible beef offal</b>	3,804,838	5,047,209	6,746,442	5,988,081	3,748,853	3,427,471	3,730,994	2,110,202	1,788,349	1,920,810	3,148,209	4,226,146	<b>45,687,604</b>
<b>Total (beef + offal)</b>	<b>20,085,069</b>	<b>23,795,536</b>	<b>36,583,213</b>	<b>31,128,974</b>	<b>24,585,350</b>	<b>24,058,576</b>	<b>17,667,069</b>	<b>13,151,719</b>	<b>12,975,483</b>	<b>15,579,540</b>	<b>19,910,477</b>	<b>19,472,122</b>	<b>258,993,128</b>
	2021												
	Jan	Feb	Mar	Apr	May	Jun	Jul	Aug	Sep	Oct	Nov	Dec	
<b>Beef exports</b>	12,081,640	20,217,360	22,351,539	22,826,910	38,792,978	33,548,576	22,501,580	14,485,913	20,075,375	16,729,665	21,922,516	25,276,201	<b>270,810,253</b>
<b>Edible beef offal</b>	3,828,062	3,964,669	6,836,882	4,975,886	7,172,762	7,339,758	9,283,632	6,585,728	7,385,923	6,540,398	4,275,964	6,525,804	<b>74,715,468</b>
<b>Total (beef + offal)</b>	<b>15,909,702</b>	<b>24,182,029</b>	<b>29,188,421</b>	<b>27,802,796</b>	<b>45,965,740</b>	<b>40,888,334</b>	<b>31,785,212</b>	<b>21,071,641</b>	<b>27,461,298</b>	<b>23,270,063</b>	<b>26,198,480</b>	<b>31,802,005</b>	<b>345,525,721</b>
	2022												
	Jan	Feb	Mar	Apr	May	Jun	Jul	Aug	Sep	Oct	Nov	Dec	
<b>Beef exports</b>	24,266,188	28,357,034	30,494,546	32,255,744	42,897,125	43,514,147	33,272,446	23,329,078	15,487,573	21,697,489	23,698,740	29,531,603	<b>348,801,713</b>
<b>Edible beef offal</b>	5,865,321	2,719,430	6,197,838	6,286,159	5,973,213	10,213,765	9,699,169	7,860,391	5,039,531	2,568,933	4,945,541	5,190,923	<b>72,560,214</b>
<b>Total (beef + offal)</b>	<b>30,131,509</b>	<b>31,076,464</b>	<b>36,692,384</b>	<b>38,541,903</b>	<b>48,870,338</b>	<b>53,727,912</b>	<b>42,971,615</b>	<b>31,189,469</b>	<b>20,527,104</b>	<b>24,266,422</b>	<b>28,644,281</b>	<b>34,722,526</b>	<b>421,361,927</b>
	2023												
	Jan	Feb	Mar	Apr	May	Jun	Jul	Aug	Sep	Oct	Nov	Dec	
<b>Beef exports</b>	18,635,763	19,789,287	14,306,548	13,913,372	22,050,721	22,660,094	12,798,327	21,616,857	16,246,460	18,139,647	20,569,234	29,388,301	<b>230,114,611</b>
<b>Edible beef offal</b>	3,636,148	5,642,553	4,247,254	4,752,319	6,554,545	8,566,078	8,929,871	5,837,148	2,995,159	4,201,243	456,885	6,020,141	<b>61,839,344</b>
<b>Total (beef + offal)</b>	<b>22,271,911</b>	<b>25,431,840</b>	<b>18,553,802</b>	<b>18,665,691</b>	<b>28,605,266</b>	<b>31,226,172</b>	<b>21,728,198</b>	<b>27,454,005</b>	<b>19,241,619</b>	<b>22,340,890</b>	<b>21,026,119</b>	<b>35,408,442</b>	<b>291,953,955</b>
	2024												
	Jan	Feb	Mar	Apr	May	Jun	Jul	Aug	Sep	Oct	Nov	Dec	
<b>Beef exports</b>	17,606,384	26,439,097	29,143,334	36,320,836	54,641,016	45,317,803	23,516,210						<b>232,984,680</b>
<b>Edible beef offal</b>	2,648,533	5,623,281	4,964,566	7,188,738	6,378,936	6,154,681	3,864,931						<b>36,823,666</b>
<b>Total (beef + offal)</b>	<b>20,254,917</b>	<b>32,062,378</b>	<b>34,107,900</b>	<b>43,509,574</b>	<b>61,019,952</b>	<b>51,472,484</b>	<b>27,381,141</b>						<b>269,808,346</b>

Source: Compiled by MIA from Statistics New Zealand overseas merchandise trade data

**Monthly exports of beef and edible offal to Japan,  
by value, 2018 - 2024**



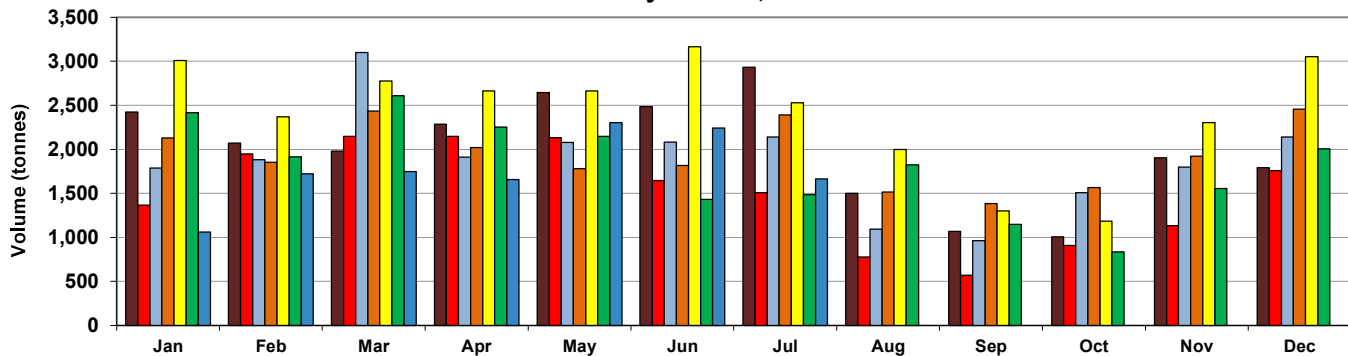
Source: Compiled by MIA from Statistics New Zealand overseas merchandise trade data

Monthly exports of beef and edible offal to Korea, 2018-2024, by volume  
(Tonnes)

	2017												
	Jan	Feb	Mar	Apr	May	Jun	Jul	Aug	Sep	Oct	Nov	Dec	
Beef exports	1,791	1,795	1,788	1,418	2,244	2,196	1,959	1,229	866	861	1,303	1,771	19,221
Edible beef offal	491	540	492	505	711	746	481	274	259	258	366	541	5,664
<b>Total (beef + offal)</b>	<b>2,282</b>	<b>2,335</b>	<b>2,280</b>	<b>1,923</b>	<b>2,955</b>	<b>2,942</b>	<b>2,440</b>	<b>1,503</b>	<b>1,125</b>	<b>1,119</b>	<b>1,669</b>	<b>2,312</b>	<b>24,885</b>
	2018												
	Jan	Feb	Mar	Apr	May	Jun	Jul	Aug	Sep	Oct	Nov	Dec	
Beef exports	1,893	1,590	1,532	1,814	1,928	1,981	2,375	1,278	821	737	1,501	1,373	18,823
Edible beef offal	530	483	450	471	716	502	558	225	245	269	403	420	5,272
<b>Total (beef + offal)</b>	<b>2,423</b>	<b>2,073</b>	<b>1,982</b>	<b>2,285</b>	<b>2,644</b>	<b>2,483</b>	<b>2,933</b>	<b>1,503</b>	<b>1,066</b>	<b>1,006</b>	<b>1,904</b>	<b>1,793</b>	<b>24,095</b>
	2019												
	Jan	Feb	Mar	Apr	May	Jun	Jul	Aug	Sep	Oct	Nov	Dec	
Beef exports	1,021	1,472	1,648	1,547	1,634	1,266	1,184	621	459	729	865	1,470	13,916
Edible beef offal	344	474	498	599	499	378	326	157	113	179	269	289	4,125
<b>Total (beef + offal)</b>	<b>1,365</b>	<b>1,946</b>	<b>2,146</b>	<b>2,146</b>	<b>2,133</b>	<b>1,644</b>	<b>1,510</b>	<b>778</b>	<b>572</b>	<b>908</b>	<b>1,134</b>	<b>1,759</b>	<b>18,041</b>
	2020												
	Jan	Feb	Mar	Apr	May	Jun	Jul	Aug	Sep	Oct	Nov	Dec	
Beef exports	1,331	1,423	2,621	1,508	1,505	1,486	1,713	829	751	1,222	1,486	1,665	17,540
Edible beef offal	456	460	480	403	573	596	430	264	210	286	312	474	4,944
<b>Total (beef + offal)</b>	<b>1,787</b>	<b>1,883</b>	<b>3,101</b>	<b>1,911</b>	<b>2,078</b>	<b>2,082</b>	<b>2,143</b>	<b>1,093</b>	<b>961</b>	<b>1,508</b>	<b>1,798</b>	<b>2,139</b>	<b>22,484</b>
	2021												
	Jan	Feb	Mar	Apr	May	Jun	Jul	Aug	Sep	Oct	Nov	Dec	
Beef exports	1,697	1,443	1,899	1,570	1,383	1,372	1,826	1,134	1,136	1,358	1,588	1,910	18,316
Edible beef offal	433	410	535	450	396	445	564	380	250	209	336	545	4,953
<b>Total (beef + offal)</b>	<b>2,130</b>	<b>1,853</b>	<b>2,434</b>	<b>2,020</b>	<b>1,779</b>	<b>1,817</b>	<b>2,390</b>	<b>1,514</b>	<b>1,386</b>	<b>1,567</b>	<b>1,924</b>	<b>2,455</b>	<b>23,269</b>
	2022												
	Jan	Feb	Mar	Apr	May	Jun	Jul	Aug	Sep	Oct	Nov	Dec	
Beef exports	2,504	1,973	2,305	2,168	2,282	2,814	2,223	1,691	1,032	1,018	1,963	2,684	24,657
Edible beef offal	503	396	473	496	384	351	305	306	270	168	342	371	4,365
<b>Total (beef + offal)</b>	<b>3,007</b>	<b>2,369</b>	<b>2,778</b>	<b>2,664</b>	<b>2,666</b>	<b>3,165</b>	<b>2,528</b>	<b>1,997</b>	<b>1,302</b>	<b>1,186</b>	<b>2,305</b>	<b>3,055</b>	<b>29,022</b>
	2023												
	Jan	Feb	Mar	Apr	May	Jun	Jul	Aug	Sep	Oct	Nov	Dec	
Beef exports	2,091	1,595	2,077	1,767	1,635	1,091	1,214	1,587	927	724	1,236	1,595	17,539
Edible beef offal	325	322	533	485	515	342	272	238	219	109	319	412	4,091
<b>Total (beef + offal)</b>	<b>2,416</b>	<b>1,917</b>	<b>2,610</b>	<b>2,252</b>	<b>2,150</b>	<b>1,433</b>	<b>1,486</b>	<b>1,825</b>	<b>1,146</b>	<b>833</b>	<b>1,555</b>	<b>2,007</b>	<b>21,630</b>
	2024												
	Jan	Feb	Mar	Apr	May	Jun	Jul	Aug	Sep	Oct	Nov	Dec	
Beef exports	832	1,280	1,370	1,280	1,785	1,763	1,318						9,628
Edible beef offal	228	443	378	375	518	480	345						2,767
<b>Total (beef + offal)</b>	<b>1,060</b>	<b>1,723</b>	<b>1,748</b>	<b>1,655</b>	<b>2,303</b>	<b>2,243</b>	<b>1,663</b>						<b>12,395</b>

Source: Compiled by MIA from Statistics New Zealand overseas merchandise trade data

Monthly exports of beef and edible offal to Korea,  
by volume, 2018 - 2024



Source: Compiled by MIA from Statistics New Zealand overseas merchandise trade data

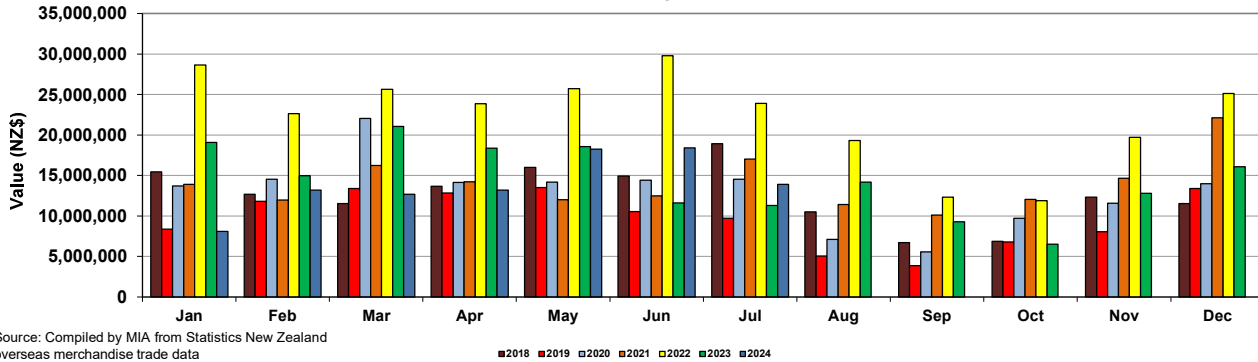
■ 2018 ■ 2019 ■ 2020 ■ 2021 ■ 2022 ■ 2023 ■ 2024

**Monthly exports of beef and edible offal to Korea, 2018-2024, by value  
(NZ\$)**

	2018												
	Jan	Feb	Mar	Apr	May	Jun	Jul	Aug	Sep	Oct	Nov	Dec	
<b>Beef exports</b>	12,424,516	9,948,092	9,107,829	11,165,374	11,935,420	12,153,520	15,774,624	9,301,987	5,373,329	5,286,768	10,002,111	9,177,431	<b>121,651,001</b>
<b>Edible beef offal</b>	3,033,491	2,729,392	2,413,578	2,476,581	4,077,774	2,777,457	3,142,073	1,176,794	1,325,676	1,600,864	2,318,065	2,330,296	<b>29,402,041</b>
<b>Total (beef + offal)</b>	<b>15,458,007</b>	<b>12,677,484</b>	<b>11,521,407</b>	<b>13,641,955</b>	<b>16,013,194</b>	<b>14,930,977</b>	<b>18,916,697</b>	<b>10,478,781</b>	<b>6,699,005</b>	<b>6,887,632</b>	<b>12,320,176</b>	<b>11,507,727</b>	<b>151,053,042</b>
	2019												
	Jan	Feb	Mar	Apr	May	Jun	Jul	Aug	Sep	Oct	Nov	Dec	
<b>Beef exports</b>	6,441,354	9,378,180	10,483,818	9,512,875	10,170,912	8,103,370	7,584,501	4,046,950	3,178,453	5,657,626	6,127,317	11,487,302	<b>92,172,658</b>
<b>Edible beef offal</b>	1,917,304	2,448,232	2,910,619	3,340,558	3,345,106	2,461,620	2,145,689	1,007,765	705,470	1,127,482	1,931,756	1,913,050	<b>25,254,651</b>
<b>Total (beef + offal)</b>	<b>8,358,658</b>	<b>11,826,412</b>	<b>13,394,437</b>	<b>12,853,433</b>	<b>13,516,018</b>	<b>10,564,990</b>	<b>9,730,190</b>	<b>5,054,715</b>	<b>3,883,923</b>	<b>6,785,108</b>	<b>8,059,073</b>	<b>13,400,352</b>	<b>117,427,309</b>
	2020												
	Jan	Feb	Mar	Apr	May	Jun	Jul	Aug	Sep	Oct	Nov	Dec	
<b>Beef exports</b>	10,490,357	11,177,133	18,869,896	11,312,022	10,266,209	10,227,478	11,675,309	5,273,006	4,404,714	7,800,093	9,483,789	10,894,856	<b>121,874,862</b>
<b>Edible beef offal</b>	3,235,598	3,339,469	3,201,469	2,817,687	3,915,682	4,210,989	2,843,095	1,810,591	1,180,777	1,913,517	2,088,834	3,082,753	<b>33,640,461</b>
<b>Total (beef + offal)</b>	<b>13,725,955</b>	<b>14,516,602</b>	<b>22,071,365</b>	<b>14,129,709</b>	<b>14,181,891</b>	<b>14,438,467</b>	<b>14,518,404</b>	<b>7,083,597</b>	<b>5,585,491</b>	<b>9,713,610</b>	<b>11,572,623</b>	<b>13,977,609</b>	<b>155,515,323</b>
	2021												
	Jan	Feb	Mar	Apr	May	Jun	Jul	Aug	Sep	Oct	Nov	Dec	
<b>Beef exports</b>	11,142,152	9,304,311	12,675,053	11,096,586	9,360,544	9,355,049	12,765,088	8,504,355	8,174,409	10,318,556	12,040,680	17,357,151	<b>132,093,934</b>
<b>Edible beef offal</b>	2,750,035	2,641,697	3,545,724	3,116,881	2,653,803	3,130,436	4,265,334	2,904,920	1,919,712	1,728,833	2,622,450	4,764,222	<b>36,044,047</b>
<b>Total (beef + offal)</b>	<b>13,892,187</b>	<b>11,946,008</b>	<b>16,220,777</b>	<b>14,213,467</b>	<b>12,014,347</b>	<b>12,485,485</b>	<b>17,030,422</b>	<b>11,409,275</b>	<b>10,094,121</b>	<b>12,047,389</b>	<b>14,663,130</b>	<b>22,121,373</b>	<b>168,137,981</b>
	2022												
	Jan	Feb	Mar	Apr	May	Jun	Jul	Aug	Sep	Oct	Nov	Dec	
<b>Beef exports</b>	24,019,121	18,959,576	21,460,389	19,380,469	22,076,340	26,435,309	20,886,970	16,280,557	9,823,616	10,226,391	16,634,283	21,797,878	<b>227,980,899</b>
<b>Edible beef offal</b>	4,649,050	3,698,778	4,185,931	4,500,833	3,661,095	3,378,830	3,024,106	3,046,819	2,509,621	1,650,745	3,091,061	3,342,820	<b>40,739,689</b>
<b>Total (beef + offal)</b>	<b>28,668,171</b>	<b>22,658,354</b>	<b>25,646,320</b>	<b>23,881,302</b>	<b>25,737,435</b>	<b>29,814,139</b>	<b>23,911,076</b>	<b>19,327,376</b>	<b>12,333,237</b>	<b>11,877,136</b>	<b>19,725,344</b>	<b>25,140,698</b>	<b>268,720,588</b>
	2023												
	Jan	Feb	Mar	Apr	May	Jun	Jul	Aug	Sep	Oct	Nov	Dec	
<b>Beef exports</b>	16,109,859	12,236,306	16,170,574	13,679,131	13,523,651	8,223,470	8,924,683	11,964,450	7,359,500	5,508,413	9,969,435	12,711,589	<b>136,381,061</b>
<b>Edible beef offal</b>	2,959,988	2,751,528	4,886,963	4,701,638	5,026,914	3,375,896	2,376,838	2,200,906	1,910,239	986,916	2,807,455	3,363,276	<b>37,348,557</b>
<b>Total (beef + offal)</b>	<b>19,069,847</b>	<b>14,987,834</b>	<b>21,057,537</b>	<b>18,380,769</b>	<b>18,550,565</b>	<b>11,599,366</b>	<b>11,301,521</b>	<b>14,165,356</b>	<b>9,269,739</b>	<b>6,495,329</b>	<b>12,776,890</b>	<b>16,074,865</b>	<b>173,729,618</b>
	2024												
	Jan	Feb	Mar	Apr	May	Jun	Jul	Aug	Sep	Oct	Nov	Dec	
<b>Beef exports</b>	6,337,087	9,953,089	10,021,033	10,497,835	14,226,833	14,847,635	11,257,042						<b>77,140,554</b>
<b>Edible beef offal</b>	1,773,973	3,246,897	2,656,819	2,697,286	4,026,391	3,574,958	2,637,408						<b>20,613,732</b>
<b>Total (beef + offal)</b>	<b>8,111,060</b>	<b>13,199,986</b>	<b>12,677,852</b>	<b>13,195,121</b>	<b>18,253,224</b>	<b>18,422,593</b>	<b>13,894,450</b>						<b>97,754,286</b>

Source: Compiled by MIA from Statistics New Zealand overseas merchandise trade data

**Monthly exports of beef and edible offal to Korea,  
by value, 2018 - 2024**



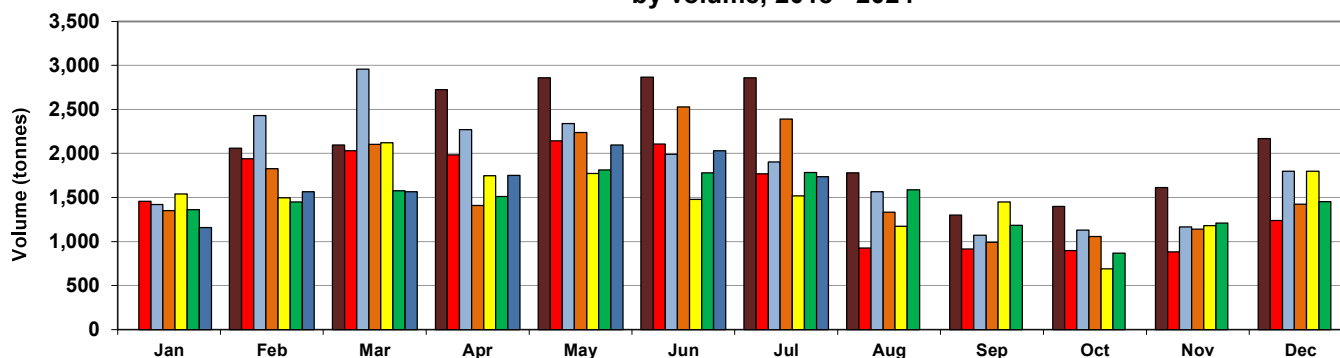
Source: Compiled by MIA from Statistics New Zealand overseas merchandise trade data

Monthly exports of beef and edible offal to Taiwan, 2018-2024, by volume  
(Tonnes)

	2018												
	Jan	Feb	Mar	Apr	May	Jun	Jul	Aug	Sep	Oct	Nov	Dec	
Beef exports	1,715	1,958	1,977	2,487	2,648	2,705	2,679	1,699	1,198	1,360	1,551	2,057	24,034
Edible beef offal	98	100	122	239	211	161	183	81	102	39	60	111	1,507
<b>Total (beef + offal)</b>	1,813	2,058	2,099	2,726	2,859	2,866	2,862	1,780	1,300	1,399	1,611	2,168	23,728
	2019												
	Jan	Feb	Mar	Apr	May	Jun	Jul	Aug	Sep	Oct	Nov	Dec	
Beef exports	1,395	1,879	1,952	1,849	2,021	1,939	1,651	873	840	811	796	1,102	17,108
Edible beef offal	63	61	79	134	123	168	119	54	75	84	85	134	1,179
<b>Total (beef + offal)</b>	1,458	1,940	2,031	1,983	2,144	2,107	1,770	927	915	895	881	1,236	18,287
	2020												
	Jan	Feb	Mar	Apr	May	Jun	Jul	Aug	Sep	Oct	Nov	Dec	
Beef exports	1,293	2,287	2,810	2,158	2,190	1,832	1,753	1,507	946	1,076	1,082	1,683	20,617
Edible beef offal	128	144	149	113	149	158	150	58	123	53	82	118	1,425
<b>Total (beef + offal)</b>	1,421	2,431	2,959	2,271	2,339	1,990	1,903	1,565	1,069	1,129	1,164	1,801	22,042
	2021												
	Jan	Feb	Mar	Apr	May	Jun	Jul	Aug	Sep	Oct	Nov	Dec	
Beef exports	1,248	1,669	1,909	1,296	2,032	2,352	2,203	1,262	948	1,014	1,043	1,249	18,225
Edible beef offal	103	160	195	112	207	176	188	70	44	43	98	173	1,569
<b>Total (beef + offal)</b>	1,351	1,829	2,104	1,408	2,239	2,528	2,391	1,332	992	1,057	1,141	1,422	19,794
	2022												
	Jan	Feb	Mar	Apr	May	Jun	Jul	Aug	Sep	Oct	Nov	Dec	
Beef exports	1,411	1,388	1,983	1,594	1,629	1,356	1,413	1,099	1,261	629	1,109	1,634	16,506
Edible beef offal	129	110	141	155	145	122	105	76	187	61	69	166	1,466
<b>Total (beef + offal)</b>	1,540	1,498	2,124	1,749	1,774	1,478	1,518	1,175	1,448	690	1,178	1,800	17,972
	2023												
	Jan	Feb	Mar	Apr	May	Jun	Jul	Aug	Sep	Oct	Nov	Dec	
Beef exports	1,281	1,345	1,469	1,435	1,694	1,689	1,703	1,458	1,130	838	1,175	1,346	16,563
Edible beef offal	79	105	107	77	117	91	81	128	53	31	35	107	1,011
<b>Total (beef + offal)</b>	1,360	1,450	1,576	1,512	1,811	1,780	1,784	1,586	1,183	869	1,210	1,453	17,574
	2024												
	Jan	Feb	Mar	Apr	May	Jun	Jul	Aug	Sep	Oct	Nov	Dec	
Beef exports	1,074	1,474	1,358	1,577	1,871	1,762	1,406						10,522
Edible beef offal	86	92	208	174	224	270	330						1,384
<b>Total (beef + offal)</b>	1,160	1,566	1,566	1,751	2,095	2,032	1,736						11,906

Source: Compiled by MIA from Statistics New Zealand overseas merchandise trade data

Monthly exports of beef and edible offal to Taiwan,  
by volume, 2018 - 2024



Source: Compiled by MIA from Statistics New Zealand overseas merchandise trade data

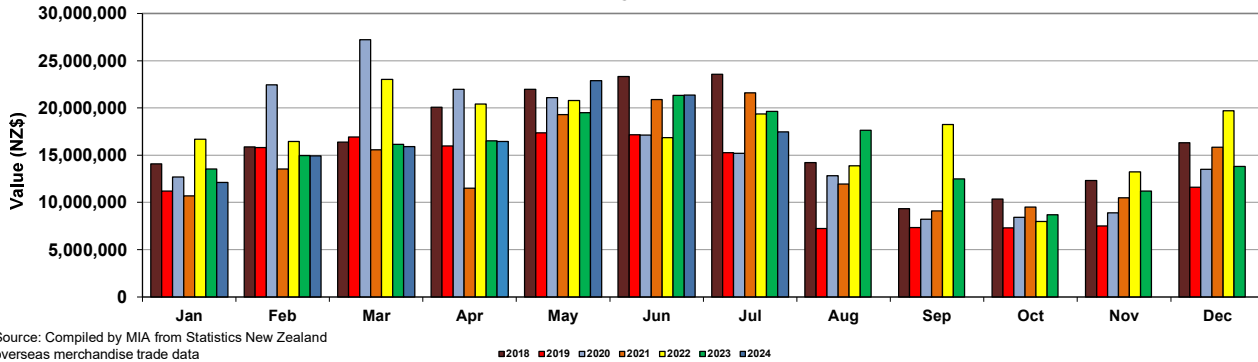
■ 2018 ■ 2019 ■ 2020 ■ 2021 ■ 2022 ■ 2023 ■ 2024

**Monthly exports of beef and edible offal to Taiwan, 2018-2024, by value (NZ\$)**

	2018												
	Jan	Feb	Mar	Apr	May	Jun	Jul	Aug	Sep	Oct	Nov	Dec	
<b>Beef exports</b>	13,508,127	15,240,328	15,578,513	18,579,550	20,536,994	22,323,824	22,447,658	13,699,992	8,746,489	10,015,044	11,867,003	15,499,889	<b>188,043,411</b>
<b>Edible beef offal</b>	569,534	632,344	797,157	1,491,908	1,438,330	1,016,801	1,119,012	534,763	595,361	322,539	452,173	807,962	<b>9,777,884</b>
<b>Total (beef + offal)</b>	<b>14,077,661</b>	<b>15,872,672</b>	<b>16,375,670</b>	<b>20,071,458</b>	<b>21,975,324</b>	<b>23,340,625</b>	<b>23,566,670</b>	<b>14,234,755</b>	<b>9,341,850</b>	<b>10,337,583</b>	<b>12,319,176</b>	<b>16,307,851</b>	<b>197,821,295</b>
	2019												
	Jan	Feb	Mar	Apr	May	Jun	Jul	Aug	Sep	Oct	Nov	Dec	
<b>Beef exports</b>	10,820,566	15,386,010	16,477,321	15,183,352	16,562,003	16,250,873	14,556,786	6,933,525	6,725,701	6,647,183	6,646,468	10,282,565	<b>142,472,353</b>
<b>Edible beef offal</b>	391,078	411,371	464,400	797,534	792,917	918,112	716,720	310,127	604,818	659,723	860,007	1,313,013	<b>8,239,820</b>
<b>Total (beef + offal)</b>	<b>11,211,644</b>	<b>15,797,381</b>	<b>16,941,721</b>	<b>15,980,886</b>	<b>17,354,920</b>	<b>17,168,985</b>	<b>15,273,506</b>	<b>7,243,652</b>	<b>7,330,519</b>	<b>7,306,906</b>	<b>7,506,475</b>	<b>11,595,578</b>	<b>150,712,173</b>
	2020												
	Jan	Feb	Mar	Apr	May	Jun	Jul	Aug	Sep	Oct	Nov	Dec	
<b>Beef exports</b>	11,740,211	21,205,085	26,126,815	21,126,391	19,988,335	16,010,526	14,102,890	12,432,896	7,432,294	7,950,050	8,267,617	12,660,522	<b>179,043,632</b>
<b>Edible beef offal</b>	958,176	1,239,144	1,102,313	862,084	1,109,377	1,110,107	1,117,406	376,959	782,359	462,523	638,215	873,684	<b>10,632,347</b>
<b>Total (beef + offal)</b>	<b>12,698,387</b>	<b>22,444,229</b>	<b>27,229,128</b>	<b>21,988,475</b>	<b>21,097,712</b>	<b>17,120,633</b>	<b>15,220,296</b>	<b>12,809,855</b>	<b>8,214,653</b>	<b>8,412,573</b>	<b>8,905,832</b>	<b>13,534,206</b>	<b>189,675,979</b>
	2021												
	Jan	Feb	Mar	Apr	May	Jun	Jul	Aug	Sep	Oct	Nov	Dec	
<b>Beef exports</b>	9,910,429	12,493,962	14,056,154	10,728,498	17,533,681	19,258,346	19,781,476	11,489,631	8,474,271	9,239,277	9,318,921	12,822,601	<b>155,107,247</b>
<b>Edible beef offal</b>	790,223	1,052,158	1,538,576	775,190	1,774,111	1,632,566	1,809,844	466,130	631,092	252,295	1,177,999	3,013,025	<b>14,913,209</b>
<b>Total (beef + offal)</b>	<b>10,700,652</b>	<b>13,546,120</b>	<b>15,594,730</b>	<b>11,503,688</b>	<b>19,307,792</b>	<b>20,890,912</b>	<b>21,591,320</b>	<b>11,955,761</b>	<b>9,105,363</b>	<b>9,491,572</b>	<b>10,496,920</b>	<b>15,835,626</b>	<b>170,020,456</b>
	2022												
	Jan	Feb	Mar	Apr	May	Jun	Jul	Aug	Sep	Oct	Nov	Dec	
<b>Beef exports</b>	14,563,564	14,956,935	20,682,863	18,284,252	18,498,588	15,157,375	17,534,606	12,999,770	15,691,674	7,149,803	12,485,418	17,882,894	<b>185,887,742</b>
<b>Edible beef offal</b>	2,144,862	1,486,851	2,350,851	2,140,130	2,274,085	1,702,903	1,820,639	886,756	2,545,539	843,835	758,029	1,808,505	<b>20,762,985</b>
<b>Total (beef + offal)</b>	<b>16,708,426</b>	<b>16,443,786</b>	<b>23,033,714</b>	<b>20,424,382</b>	<b>20,772,673</b>	<b>16,860,278</b>	<b>19,355,245</b>	<b>13,886,526</b>	<b>18,237,213</b>	<b>7,993,638</b>	<b>13,243,447</b>	<b>19,691,399</b>	<b>206,650,727</b>
	2023												
	Jan	Feb	Mar	Apr	May	Jun	Jul	Aug	Sep	Oct	Nov	Dec	
<b>Beef exports</b>	12,852,569	13,908,353	15,076,351	15,789,817	18,525,961	20,114,417	18,882,923	16,337,414	12,012,841	8,410,027	10,870,293	12,678,958	<b>175,459,924</b>
<b>Edible beef offal</b>	688,608	1,059,128	1,058,622	735,248	981,651	1,232,726	751,497	1,321,383	481,214	279,321	329,427	1,112,644	<b>10,031,469</b>
<b>Total (beef + offal)</b>	<b>13,541,177</b>	<b>14,967,481</b>	<b>16,134,973</b>	<b>16,525,065</b>	<b>19,507,612</b>	<b>21,347,143</b>	<b>19,634,420</b>	<b>17,658,797</b>	<b>12,494,055</b>	<b>8,689,348</b>	<b>11,199,720</b>	<b>13,791,602</b>	<b>185,491,393</b>
	2024												
	Jan	Feb	Mar	Apr	May	Jun	Jul	Aug	Sep	Oct	Nov	Dec	
<b>Beef exports</b>	10,894,241	14,091,982	13,551,809	14,777,193	19,364,616	17,687,731	14,726,983						<b>105,094,555</b>
<b>Edible beef offal</b>	1,235,871	830,904	2,350,414	1,663,990	3,534,207	3,700,936	2,753,505						<b>16,069,827</b>
<b>Total (beef + offal)</b>	<b>12,130,112</b>	<b>14,922,886</b>	<b>15,902,223</b>	<b>16,441,183</b>	<b>22,898,823</b>	<b>21,388,667</b>	<b>17,480,488</b>						<b>121,164,382</b>

Source: Compiled by MIA from Statistics New Zealand overseas merchandise trade data

**Monthly exports of beef and edible offal to Taiwan, by value, 2018 - 2024**



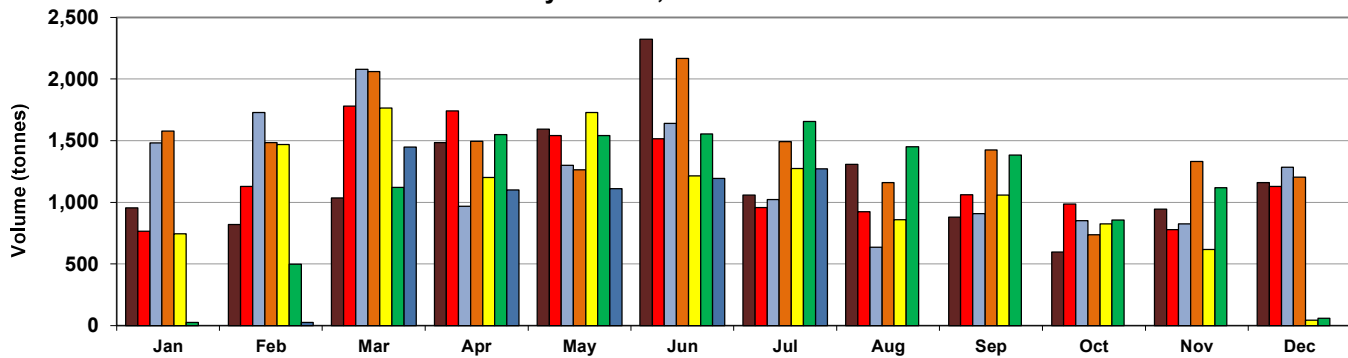
Source: Compiled by MIA from Statistics New Zealand overseas merchandise trade data

**Monthly exports of beef and edible offal to Indonesia, 2018-2024, by volume  
(Tonnes)**

	2018												
	Jan	Feb	Mar	Apr	May	Jun	Jul	Aug	Sep	Oct	Nov	Dec	
Beef exports	372	300	383	785	928	980	544	667	599	358	496	526	6,938
Edible beef offal	583	519	653	698	666	1,344	516	641	279	238	447	634	7,218
<b>Total (beef + offal)</b>	<b>955</b>	<b>819</b>	<b>1,036</b>	<b>1,483</b>	<b>1,594</b>	<b>2,324</b>	<b>1,060</b>	<b>1,308</b>	<b>878</b>	<b>596</b>	<b>943</b>	<b>1,160</b>	<b>14,156</b>
	2019												
	Jan	Feb	Mar	Apr	May	Jun	Jul	Aug	Sep	Oct	Nov	Dec	
Beef exports	141	308	630	795	717	672	331	565	732	682	443	431	6,447
Edible beef offal	625	819	1,151	947	825	844	625	358	330	303	335	697	7,859
<b>Total (beef + offal)</b>	<b>766</b>	<b>1,127</b>	<b>1,781</b>	<b>1,742</b>	<b>1,542</b>	<b>1,516</b>	<b>956</b>	<b>923</b>	<b>1,062</b>	<b>985</b>	<b>778</b>	<b>1,128</b>	<b>14,306</b>
	2020												
	Jan	Feb	Mar	Apr	May	Jun	Jul	Aug	Sep	Oct	Nov	Dec	
Beef exports	807	763	1,380	412	713	546	419	298	624	560	392	503	7,417
Edible beef offal	675	965	699	556	588	1,095	603	336	283	292	434	782	7,308
<b>Total (beef + offal)</b>	<b>1,482</b>	<b>1,728</b>	<b>2,079</b>	<b>968</b>	<b>1,301</b>	<b>1,641</b>	<b>1,022</b>	<b>634</b>	<b>907</b>	<b>852</b>	<b>826</b>	<b>1,285</b>	<b>14,725</b>
	2021												
	Jan	Feb	Mar	Apr	May	Jun	Jul	Aug	Sep	Oct	Nov	Dec	
Beef exports	700	723	1,075	757	598	1,243	780	578	985	503	830	647	9,419
Edible beef offal	878	762	987	738	666	924	714	581	438	232	503	557	7,980
<b>Total (beef + offal)</b>	<b>1,578</b>	<b>1,485</b>	<b>2,062</b>	<b>1,495</b>	<b>1,264</b>	<b>2,167</b>	<b>1,494</b>	<b>1,159</b>	<b>1,423</b>	<b>735</b>	<b>1,333</b>	<b>1,204</b>	<b>17,399</b>
	2022												
	Jan	Feb	Mar	Apr	May	Jun	Jul	Aug	Sep	Oct	Nov	Dec	
Beef exports	215	907	829	570	1,052	637	438	405	444	575	266	42	6,380
Edible beef offal	529	562	937	633	676	578	836	454	616	251	352	0	6,424
<b>Total (beef + offal)</b>	<b>744</b>	<b>1,469</b>	<b>1,766</b>	<b>1,203</b>	<b>1,728</b>	<b>1,215</b>	<b>1,274</b>	<b>859</b>	<b>1,060</b>	<b>826</b>	<b>618</b>	<b>42</b>	<b>12,804</b>
	2023												
	Jan	Feb	Mar	Apr	May	Jun	Jul	Aug	Sep	Oct	Nov	Dec	
Beef exports	24	169	452	595	800	771	655	809	999	569	576	0	6,419
Edible beef offal	0	329	669	954	742	783	1,001	641	383	287	542	57	6,388
<b>Total (beef + offal)</b>	<b>24</b>	<b>498</b>	<b>1,121</b>	<b>1,549</b>	<b>1,542</b>	<b>1,554</b>	<b>1,656</b>	<b>1,450</b>	<b>1,382</b>	<b>856</b>	<b>1,118</b>	<b>57</b>	<b>12,807</b>
	2024												
	Jan	Feb	Mar	Apr	May	Jun	Jul	Aug	Sep	Oct	Nov	Dec	
Beef exports	0	0	617	397	490	632	922						3,058
Edible beef offal	0	24	832	704	620	561	349						3,090
<b>Total (beef + offal)</b>	<b>0</b>	<b>24</b>	<b>1,449</b>	<b>1,101</b>	<b>1,110</b>	<b>1,193</b>	<b>1,271</b>						<b>6,148</b>

Source: Compiled by MIA from Statistics New Zealand overseas merchandise trade data

**Monthly exports of beef and edible offal to Indonesia,  
by volume, 2018 - 2024**



Source: Compiled by MIA from Statistics New Zealand overseas merchandise trade data

■ 2018 ■ 2019 ■ 2020 ■ 2021 ■ 2022 ■ 2023 ■ 2024

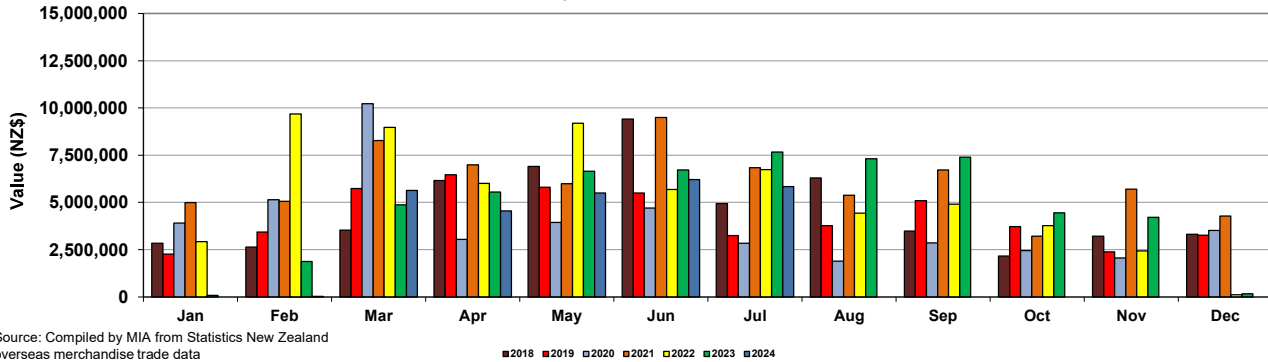


**Monthly exports of beef and edible offal to Indonesia, 2018-2024, by value (NZ\$)**

	2018												
	Jan	Feb	Mar	Apr	May	Jun	Jul	Aug	Sep	Oct	Nov	Dec	
<b>Beef exports</b>	1,161,127	1,153,134	1,561,211	3,909,574	4,653,756	4,825,405	3,034,643	3,613,870	2,677,746	1,487,082	1,851,358	1,512,450	<b>31,441,356</b>
<b>Edible beef offal</b>	1,687,286	1,487,262	1,971,095	2,250,221	2,246,871	4,584,938	1,898,548	2,673,981	811,298	681,864	1,355,847	1,800,817	<b>23,450,028</b>
<b>Total (beef + offal)</b>	<b>2,848,413</b>	<b>2,640,396</b>	<b>3,532,306</b>	<b>6,159,795</b>	<b>6,900,627</b>	<b>9,410,343</b>	<b>4,933,191</b>	<b>6,287,851</b>	<b>3,489,044</b>	<b>2,168,946</b>	<b>3,207,205</b>	<b>3,313,267</b>	<b>54,891,384</b>
	2019												
	Jan	Feb	Mar	Apr	May	Jun	Jul	Aug	Sep	Oct	Nov	Dec	
<b>Beef exports</b>	469,667	1,182,848	2,706,851	3,698,770	3,197,142	2,822,749	1,232,065	2,466,978	4,020,825	2,852,053	1,384,039	1,152,785	<b>27,186,772</b>
<b>Edible beef offal</b>	1,799,608	2,255,690	3,038,596	2,757,166	2,609,219	2,680,527	2,025,085	1,307,023	1,085,861	879,065	999,726	2,114,373	<b>23,551,939</b>
<b>Total (beef + offal)</b>	<b>2,269,275</b>	<b>3,438,538</b>	<b>5,745,447</b>	<b>6,455,936</b>	<b>5,806,361</b>	<b>5,503,276</b>	<b>3,257,150</b>	<b>3,774,001</b>	<b>5,106,686</b>	<b>3,731,118</b>	<b>2,383,765</b>	<b>3,267,158</b>	<b>50,738,711</b>
	2020												
	Jan	Feb	Mar	Apr	May	Jun	Jul	Aug	Sep	Oct	Nov	Dec	
<b>Beef exports</b>	2,050,547	2,588,224	7,957,164	1,186,978	2,152,104	1,890,217	1,456,196	1,112,317	2,261,611	1,765,644	1,018,007	1,438,737	<b>26,877,746</b>
<b>Edible beef offal</b>	1,868,073	2,553,677	2,277,902	1,852,444	1,789,258	2,813,033	1,392,018	793,315	592,246	698,574	1,045,391	2,077,676	<b>19,753,607</b>
<b>Total (beef + offal)</b>	<b>3,918,620</b>	<b>5,141,901</b>	<b>10,235,066</b>	<b>3,039,422</b>	<b>3,941,362</b>	<b>4,703,250</b>	<b>2,848,214</b>	<b>1,905,632</b>	<b>2,853,857</b>	<b>2,464,218</b>	<b>2,063,398</b>	<b>3,516,413</b>	<b>46,631,353</b>
	2021												
	Jan	Feb	Mar	Apr	May	Jun	Jul	Aug	Sep	Oct	Nov	Dec	
<b>Beef exports</b>	2,509,733	2,843,183	5,361,746	4,499,456	3,769,666	6,341,180	4,252,118	3,227,734	5,021,037	2,303,716	3,642,131	2,187,445	<b>45,959,145</b>
<b>Edible beef offal</b>	2,476,096	2,206,779	2,920,958	2,495,079	2,226,878	3,165,788	2,579,487	2,160,761	1,695,057	917,874	2,064,844	2,092,139	<b>27,001,740</b>
<b>Total (beef + offal)</b>	<b>4,985,829</b>	<b>5,049,962</b>	<b>8,282,704</b>	<b>6,994,535</b>	<b>5,996,544</b>	<b>9,506,968</b>	<b>6,831,605</b>	<b>5,388,495</b>	<b>6,716,094</b>	<b>3,221,590</b>	<b>5,706,975</b>	<b>4,279,584</b>	<b>72,960,885</b>
	2022												
	Jan	Feb	Mar	Apr	May	Jun	Jul	Aug	Sep	Oct	Nov	Dec	
<b>Beef exports</b>	762,677	7,459,575	4,880,898	3,189,629	5,748,379	2,929,428	2,672,092	2,682,923	2,313,341	2,767,352	984,520	109,149	<b>36,499,963</b>
<b>Edible beef offal</b>	2,171,824	2,228,655	4,089,548	2,815,046	3,440,577	2,759,623	4,063,463	1,748,863	2,601,800	998,965	1,455,398	0	<b>28,373,762</b>
<b>Total (beef + offal)</b>	<b>2,934,501</b>	<b>9,688,230</b>	<b>8,970,446</b>	<b>6,004,675</b>	<b>9,188,956</b>	<b>5,689,051</b>	<b>6,735,555</b>	<b>4,431,786</b>	<b>4,915,141</b>	<b>3,766,317</b>	<b>2,439,918</b>	<b>109,149</b>	<b>64,873,725</b>
	2023												
	Jan	Feb	Mar	Apr	May	Jun	Jul	Aug	Sep	Oct	Nov	Dec	
<b>Beef exports</b>	69,552	719,897	2,505,848	2,360,082	4,239,456	3,960,526	3,971,881	4,848,663	6,069,742	3,367,524	2,353,843	0	<b>34,467,014</b>
<b>Edible beef offal</b>	0	1,164,187	2,371,904	3,196,231	2,405,477	2,761,539	3,698,747	2,468,787	1,317,929	1,072,587	1,862,092	174,619	<b>22,494,099</b>
<b>Total (beef + offal)</b>	<b>69,552</b>	<b>1,884,084</b>	<b>4,877,752</b>	<b>5,556,313</b>	<b>6,644,933</b>	<b>6,722,065</b>	<b>7,670,628</b>	<b>7,317,450</b>	<b>7,387,671</b>	<b>4,440,111</b>	<b>4,215,935</b>	<b>174,619</b>	<b>56,961,113</b>
	2024												
	Jan	Feb	Mar	Apr	May	Jun	Jul	Aug	Sep	Oct	Nov	Dec	
<b>Beef exports</b>	0	0	3,003,088	2,071,721	3,340,150	4,337,103	4,627,307						<b>17,379,369</b>
<b>Edible beef offal</b>	0	36,729	2,631,509	2,484,494	2,157,724	1,872,361	1,209,805						<b>10,392,622</b>
<b>Total (beef + offal)</b>	<b>0</b>	<b>36,729</b>	<b>5,634,597</b>	<b>4,556,215</b>	<b>5,497,874</b>	<b>6,209,464</b>	<b>5,837,112</b>						<b>27,771,991</b>

Source: Compiled by MIA from Statistics New Zealand overseas merchandise trade data

**Monthly exports of beef and edible offal to Indonesia, by value, 2018 - 2024**



Source: Compiled by MIA from Statistics New Zealand overseas merchandise trade data